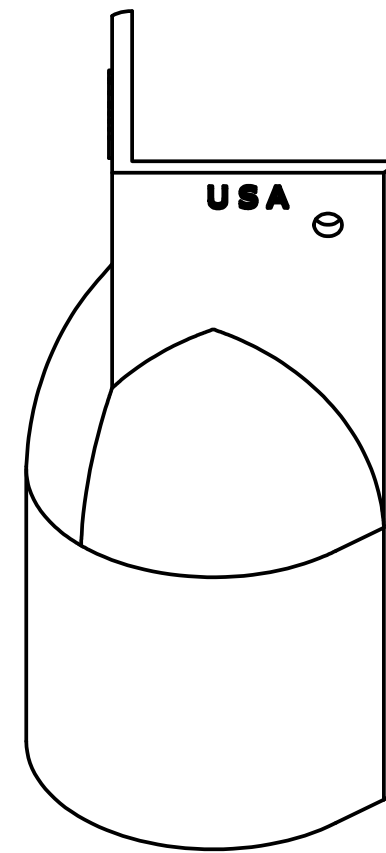
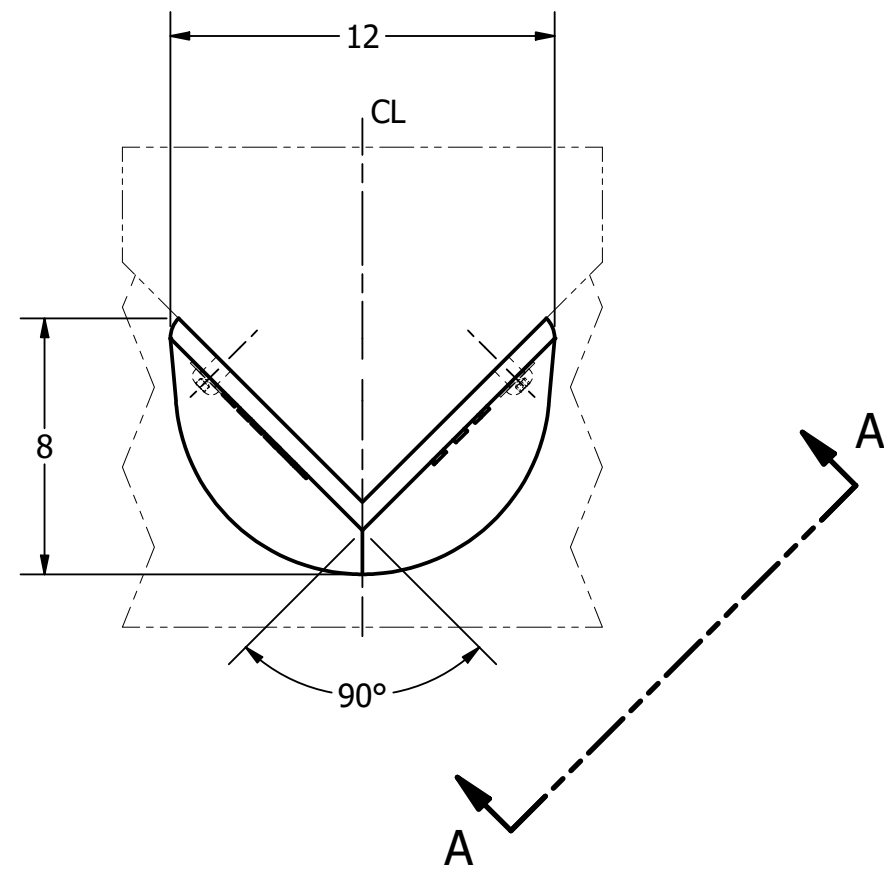


CORNER GUARD



ISOMETRIC VIEW
SCALE 1 / 6

General Description:

The R-8845-RA corner guard is proudly made in America and follows the Federal Transit Administration's (FTA) Buy America requirements. The R-8845-RA corner bollard complements classical or historic locations beautifully. Featuring a rounded body, it is embedded into the ground, and then fixed to the wall with bolts for added stability. The R-8845-RA can be installed as a stand-alone guard, or the R-8844-RA can be added to extend the protective height.

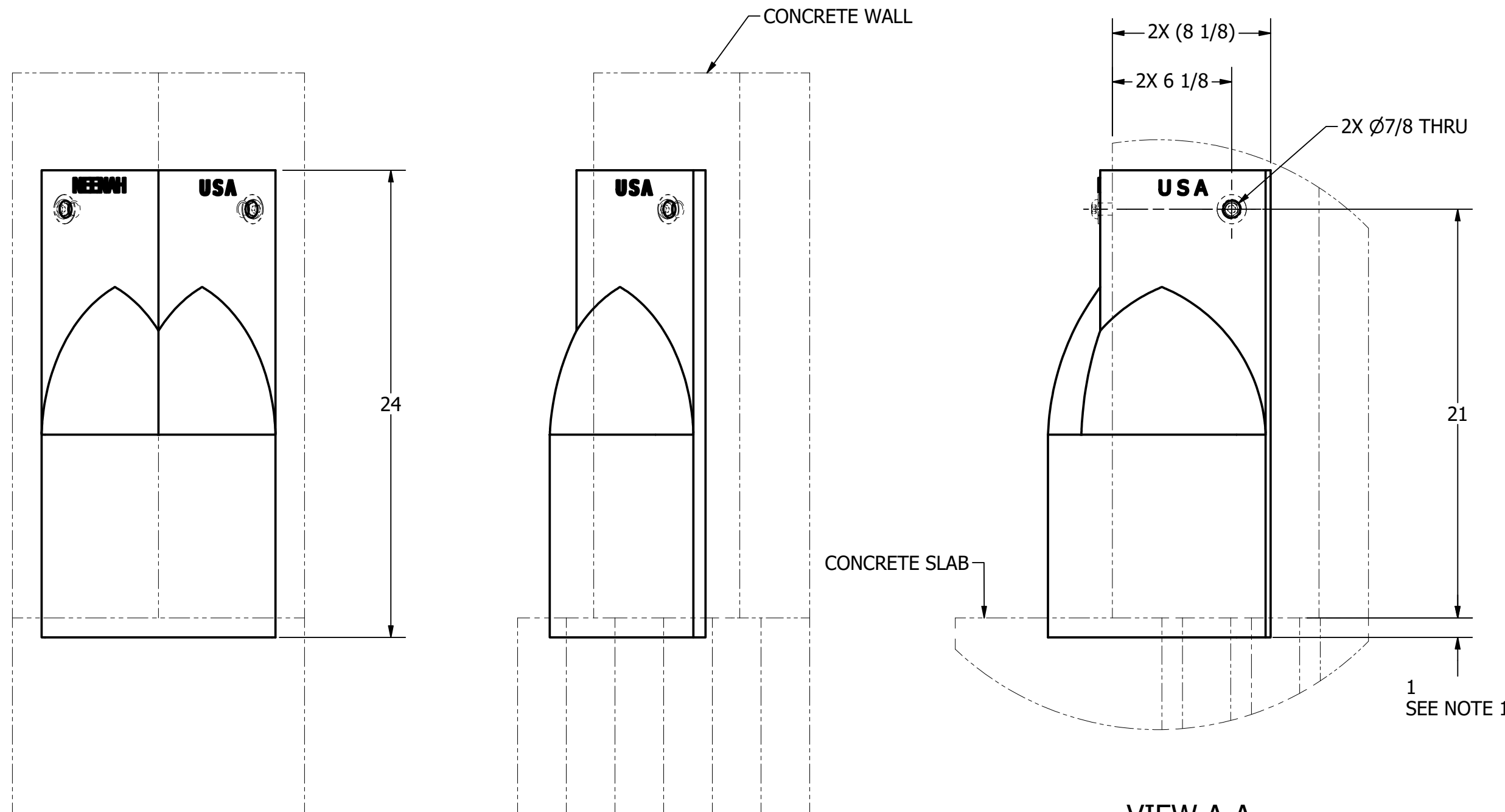
Specifications:

Length : 24.000

Width : 12.000

Weight : 77 lb

Material: ASTM A-48, CLASS 35B



VIEW A-A
SCALE 1 / 6

NOTES.

- Guard bases are normally embedded about 1" in concrete to ensure proper base anchorage.



Unit 207, 6450 - 148 Street, Surrey, BC V3S 7G7, Canada
1-877-789-3245 info@reliance-foundry.com
www.reliance-foundry.com

TITLE CORNER GUARD			
SIZE C	DWG NO R-8845-RA	REV A00	
NOT TO SCALE		SHEET 1 OF 1	