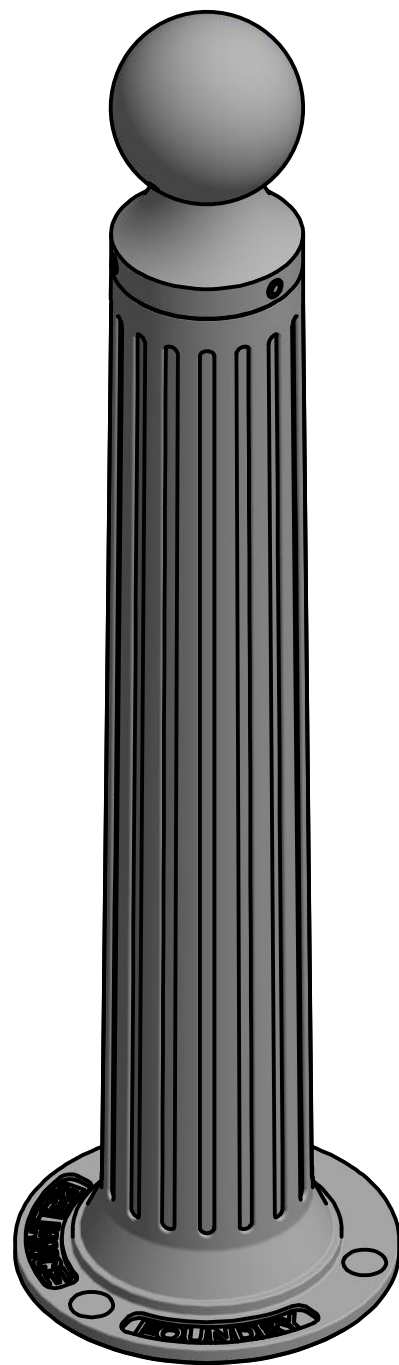
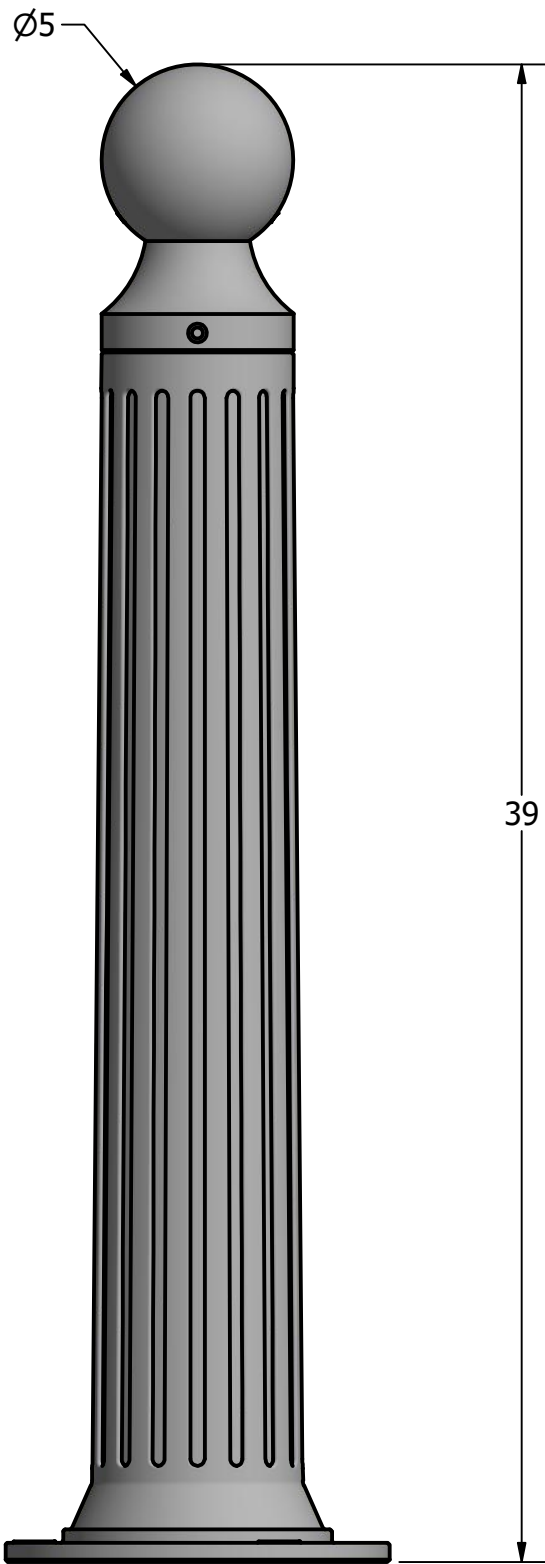
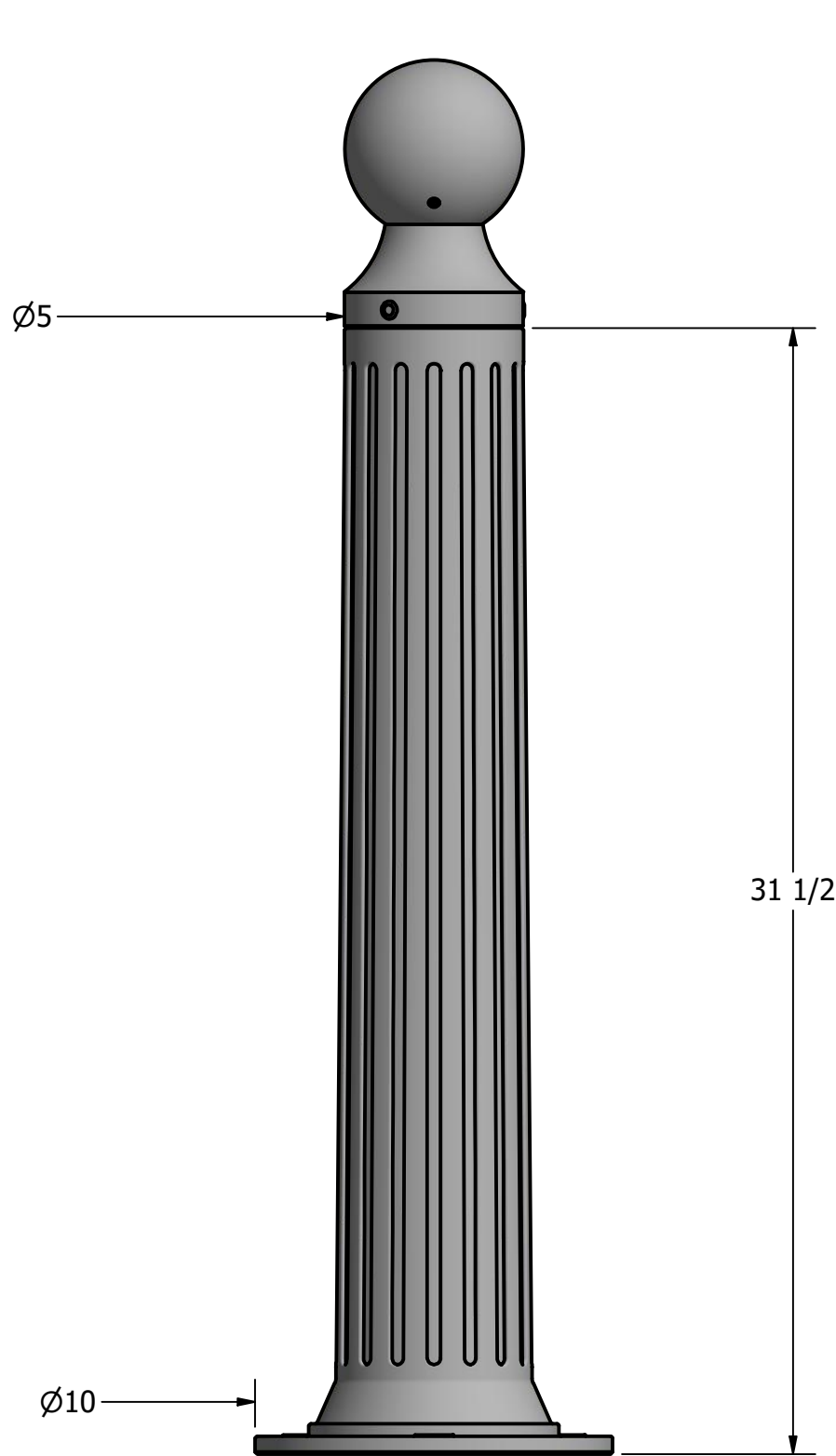
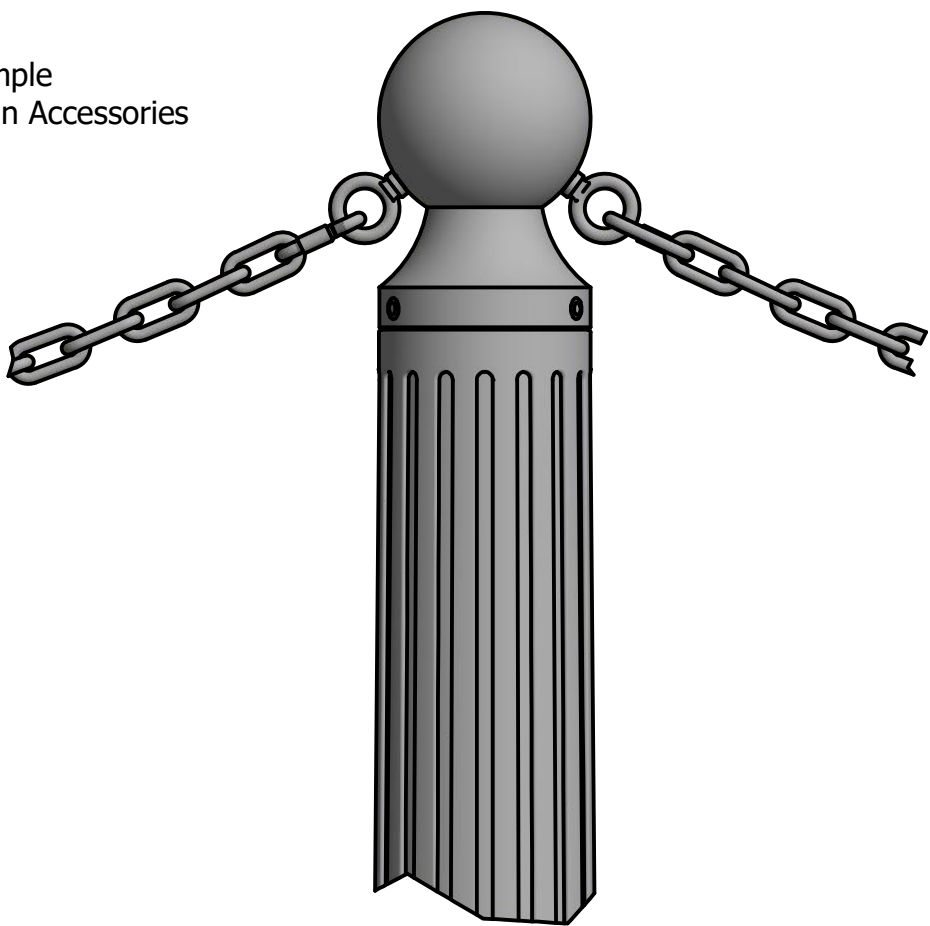


# Bollard R-7530



Installation Sample  
with 5/16" Chain Accessories



Bollard Chain Eye 3/8"  
(Powder Coated)



Quick Link Connector 5/16"  
(Powder Coated)



Bollard Chain 5/16"  
(Powder Coated)

## Optional Accessories:

- Chain Eye
- Quick link
- Chain (5/16")
- Padlock, Brass (1 3/4")
- Padlock, Stainless Steel (2")

See Reliance Foundry's optional accessories at:  
[www.reliance-foundry.com/bollard/accessories-bollards](http://www.reliance-foundry.com/bollard/accessories-bollards)

## General Description:

The R-7530 Decorative Bollard features a narrow body, suitable for high-traffic locations and lightweight removability. R-7530 bollards are made from a versatile ductile iron, featuring decorative fluting and spherical top castings. Bollard surfaces are protected by a durable powder coating, available in 6 standard colors. Use as fixed, stand-alone bollards or cover impact-resistant security posts. Unique design allows R-7530 bollards to be flush-mounted to existing concrete surfaces. Removable mountings are available.

## Specifications:

Height: 39"  
Base Diameter: 10"  
Weight: 62 lbs ( Bollard Only )  
Material: Ductile Iron  
Max. Interior Security Post Size:  
3 1/2" x 29" (Diameter x Height)

## Finish Options:

○ Polyester Powdercoated

See Reliance Foundry's standard color options at:  
[www.reliance-foundry.com/bollard/colors-bollards](http://www.reliance-foundry.com/bollard/colors-bollards)

## Installation Options:

- Fixed - Anchor Casting in New Concrete (see sheet 2 of 13)
- Fixed - Concrete Insert Anchor in Existing Concrete (see sheet 3 of 13)
- Fixed - Adhesive Anchor in Existing Concrete (see sheet 4 of 13)
- Fixed - Anchor Casting with Concrete Form (see sheet 5 of 13)
- Fixed - Flanged in Existing Concrete (see sheet 6 of 13)
- Post Cover - New Post in New Concrete (see sheet 7 of 13)
- Post Cover - New Post in Existing Concrete (see sheet 8 of 13)
- Post Cover - Existing Post with Adhesive Anchor (see sheet 9 of 13)
- Post Cover - Existing Post with Concrete Anchor (see sheet 10 of 13)
- Removable - Anchor Casting in New Concrete (see sheet 11 of 13)
- Removable - Concrete Insert Anchor in Existing Concrete (see sheet 12 of 13)
- Removable - Premium Retractable in New Concrete (see sheet 13 of 13)

For more information on bollard post installation, please visit:  
[www.reliance-foundry.com/bollard/installation-bollards](http://www.reliance-foundry.com/bollard/installation-bollards)

## Care and Maintenance:

Reliance's line of bollards are finished with a long-lasting powder-coating. Proper care and maintenance are required. Regularly-performed inspections and routine cleaning will ensure that a bollard retains its aesthetic appeal and does not become damaged by the elements.

See Reliance Foundry's maintenance guide at:  
[www.reliance-foundry.com/bollard/maintenance-bollards](http://www.reliance-foundry.com/bollard/maintenance-bollards)

**RELIANCE FOUNDRY**  
— SINCE 1925 —

Unit 207, 6450 - 148 Street, Surrey, BC V3S 7G7, Canada  
1-877-789-3245 info@reliance-foundry.com  
[www.reliance-foundry.com](http://www.reliance-foundry.com)

TITLE

**Bollard R-7530**

SIZE

C

DWG NO

**R7530**

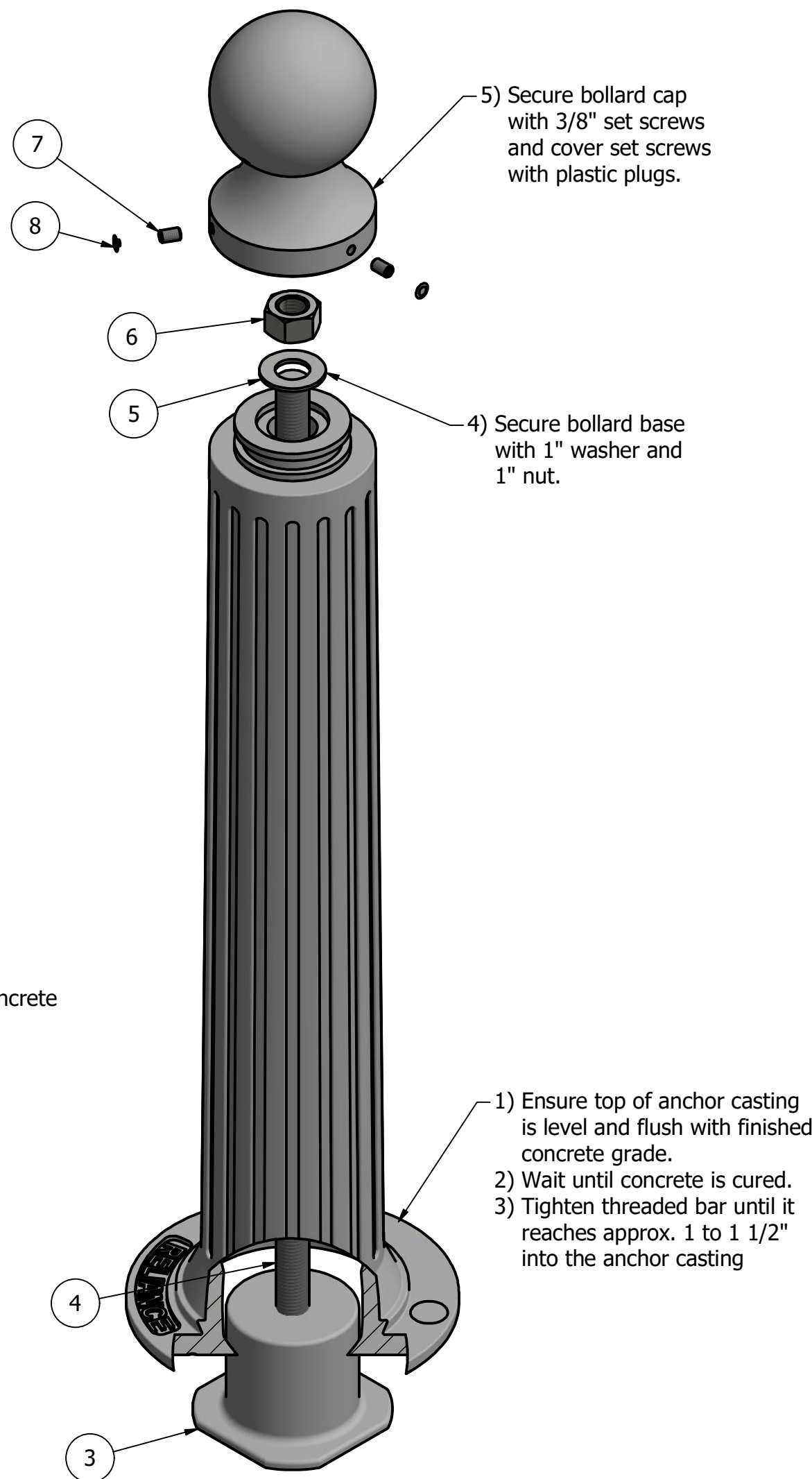
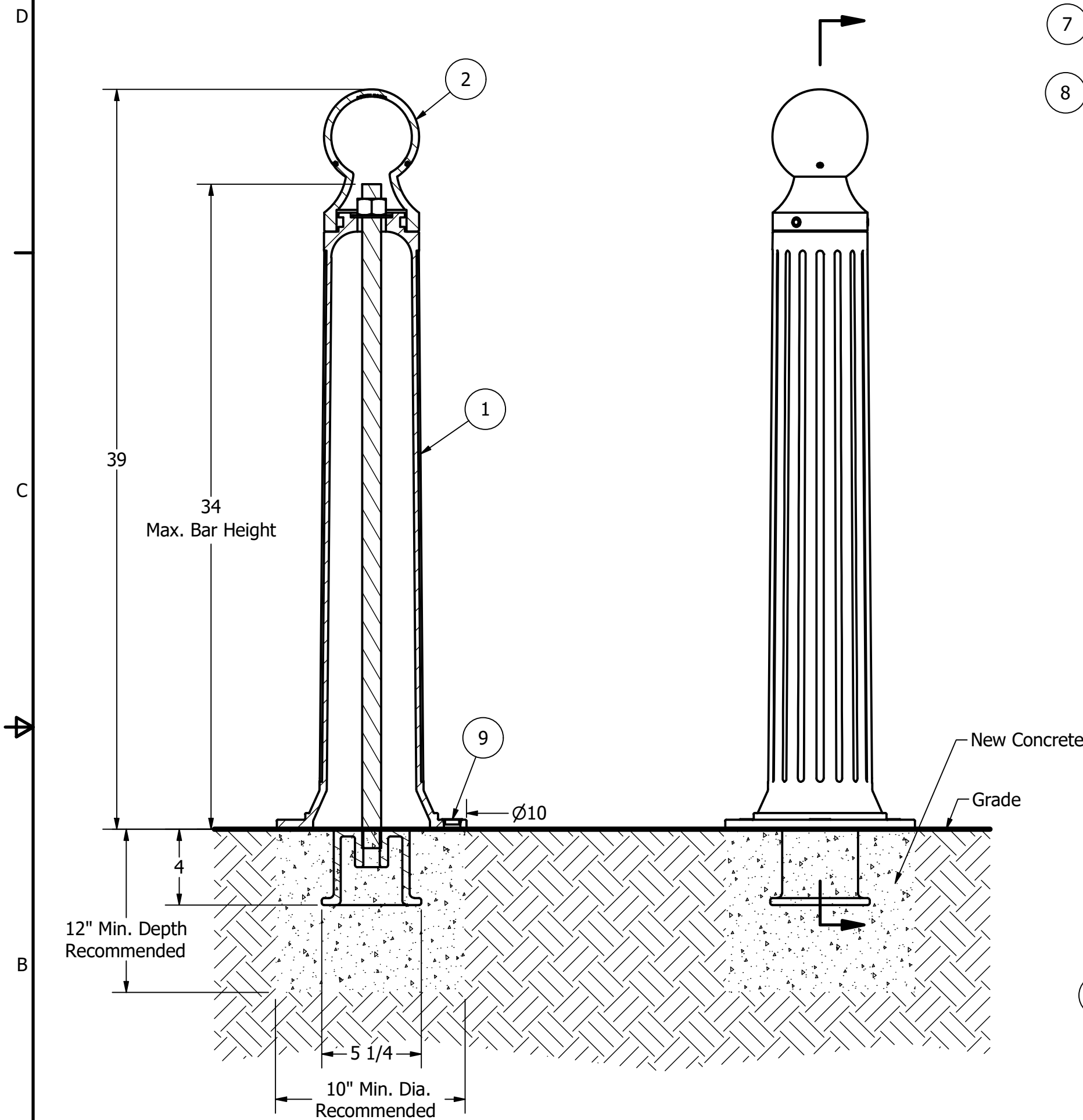
REV

C7

NOT TO SCALE

SHEET 1 OF 13

# Bollard R-7530



## General Description:

The R-7530 Decorative Bollard features a narrow body, suitable for high-traffic locations and lightweight removability. R-7530 bollards are made from a versatile ductile iron, featuring decorative fluting and spherical top castings. Bollard surfaces are protected by a durable powder coating, available in 6 standard colors. Use as fixed, stand-alone bollards or cover impact-resistant security posts. Unique design allows R-7530 bollards to be flush-mounted to existing concrete surfaces. Removable mountings are available.

## Specifications:

Height: 39"  
Base Diameter: 10"  
Weight: 62 lbs ( Bollard Only )  
Material: Ductile Iron  
Max. Interior Security Post Size:  
3 1/2" x 29" (Diameter x Height)

## Finish Options:

⊙ Polyester Powdercoated

See Reliance Foundry's standard color options at:  
[www.reliance-foundry.com/bollard/colors-bollards](http://www.reliance-foundry.com/bollard/colors-bollards)

## Installation Options:

- ⊙ Fixed - Anchor Casting in New Concrete (see sheet 2 of 13)
- Fixed - Concrete Insert Anchor in Existing Concrete (see sheet 3 of 13)
- Fixed - Adhesive Anchor in Existing Concrete (see sheet 4 of 13)
- Fixed - Anchor Casting with Concrete Form (see sheet 5 of 13)
- Fixed - Flanged in Existing Concrete (see sheet 6 of 13)
- Post Cover - New Post in New Concrete (see sheet 7 of 13)
- Post Cover - New Post in Existing Concrete (see sheet 8 of 13)
- Post Cover - Existing Post with Adhesive Anchor (see sheet 9 of 13)
- Post Cover - Existing Post with Concrete Anchor (see sheet 10 of 13)
- Removable - Anchor Casting in New Concrete (see sheet 11 of 13)
- Removable - Concrete Insert Anchor in Existing Concrete (see sheet 12 of 13)
- Removable - Premium Retractable in New Concrete (see sheet 13 of 13)

For more information on bollard post installation, please visit:  
[www.reliance-foundry.com/bollard/installation-bollards](http://www.reliance-foundry.com/bollard/installation-bollards)

## Care and Maintenance:

Reliance's line of bollards are finished with a long-lasting powder-coating. Proper care and maintenance are required. Regularly-performed inspections and routine cleaning will ensure that a bollard retains its aesthetic appeal and does not become damaged by the elements.

See Reliance Foundry's maintenance guide at:  
[www.reliance-foundry.com/bollard/maintenance-bollards](http://www.reliance-foundry.com/bollard/maintenance-bollards)

### Notes:

- 1) Bollard post is provided as shown. Concrete, foundation and/or installation ordered separately or provided by others.
- 2) Minimum foundation sizes depend on local soil conditions, weather conditions, and engineering requirements.
- 3) Dimensions provided herein is for reference only. Please consult Reliance Foundry sales professionals if any dimension is critical to your particular installation.
- 4) Reliance Foundry reserves the right to amend design and specifications without prior notice for product improvement.

### Tools needed:

- 1) Measuring tape
- 2) 1 1/2" wrench
- 3) 3/16" hex key

### PARTS LIST

ITEM	QTY	PART NUMBER	DESCRIPTION	MATERIAL	WEIGHT
1	1	R7530B	R7530 Base	Ductile Iron Powder Coated	52 lbs
2	1	R7530C	R7530 Cap	Ductile Iron Powder Coated	10 lbs
3	1	R7500AN 1"	R7500 Anchor Casting 1"	Ductile Iron Hot Dip Galvanized	8 3/8 lbs
4	1	R7500BAR 1"	R7500 Threaded Bar 1" x 35"	Steel Plated	6 1/2 lbs
5	1	Washer 1" OD 2"	Washer 1" OD 2" Thick 1/8"	Steel Plated	1/8 lbs
6	1	Hex Nut 1"	Hex Nut 1" - requires 1 1/2" wrench	Steel Plated	1/4 lbs
7	3	Hexagon Socket Set Screw 3/8" x 5/8"	Hexagon Socket Set Screw 3/8" x 5/8" - requires 3/16" hex key	Stainless Steel	
8	3	Polyethylene Plug 3/8"	Polyethylene Plug 3/8"	LDPE Black	
9	3	Polyethylene Plug 7/8"	Polyethylene Plug 7/8"	Polyethylene Plastic	

COPYRIGHT RESERVED THIS PLAN DRAWING AND DESIGN ARE, AND AT ALL TIMES REMAIN, THE EXCLUSIVE PROPERTY OF RELIANCE FOUNDRY CO. LTD.

**RELIANCE FOUNDRY**  
— SINCE 1925 —

Unit 207, 6450 - 148 Street, Surrey, BC V3S 7G7, Canada  
1-877-789-3245 info@reliance-foundry.com  
[www.reliance-foundry.com](http://www.reliance-foundry.com)

TITLE

**Bollard R-7530**

SIZE

**C**

DWG NO

**R7530**

REV

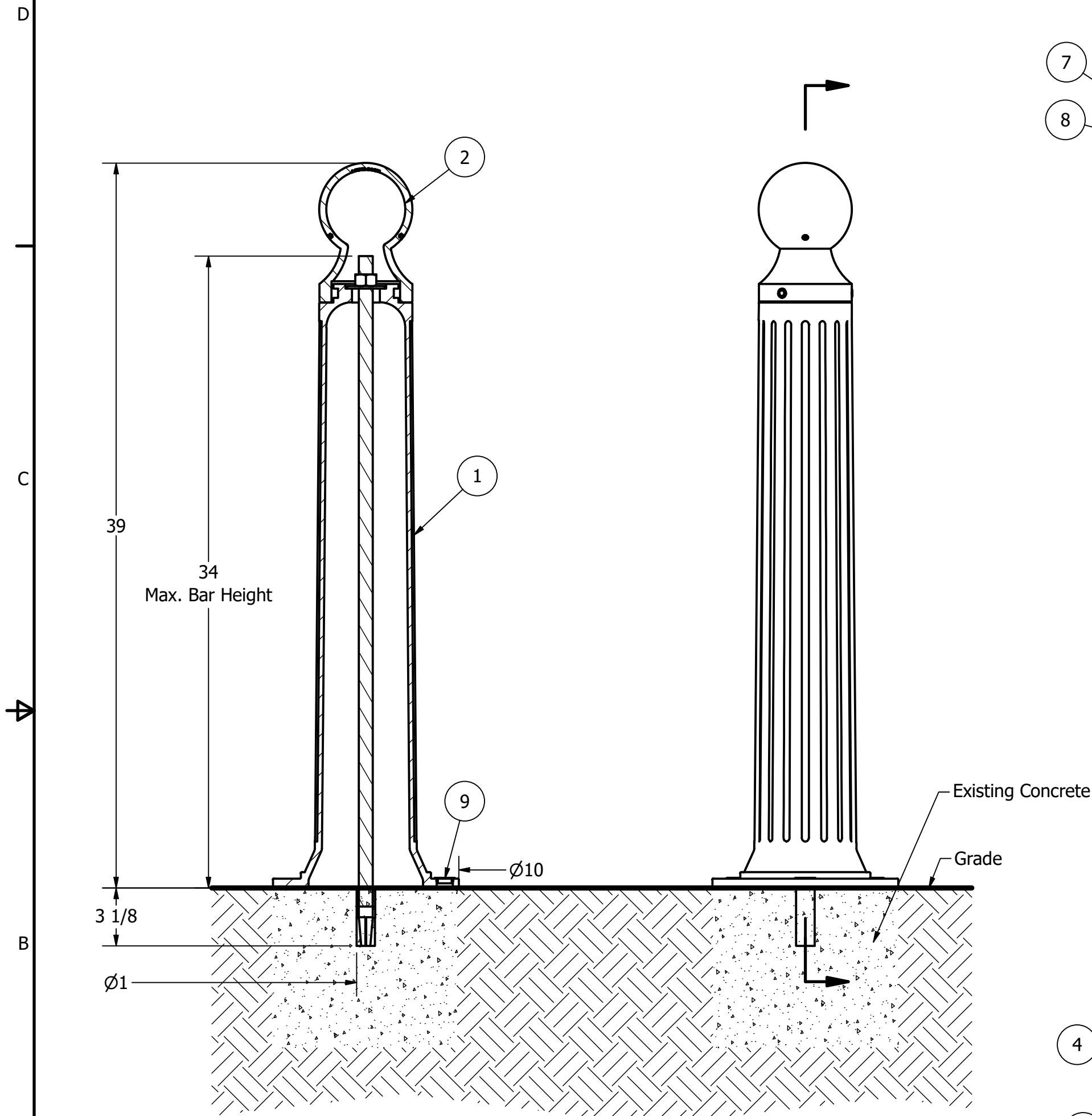
**C7**

NOT TO SCALE

SHEET 2 OF 13



# Bollard R-7530

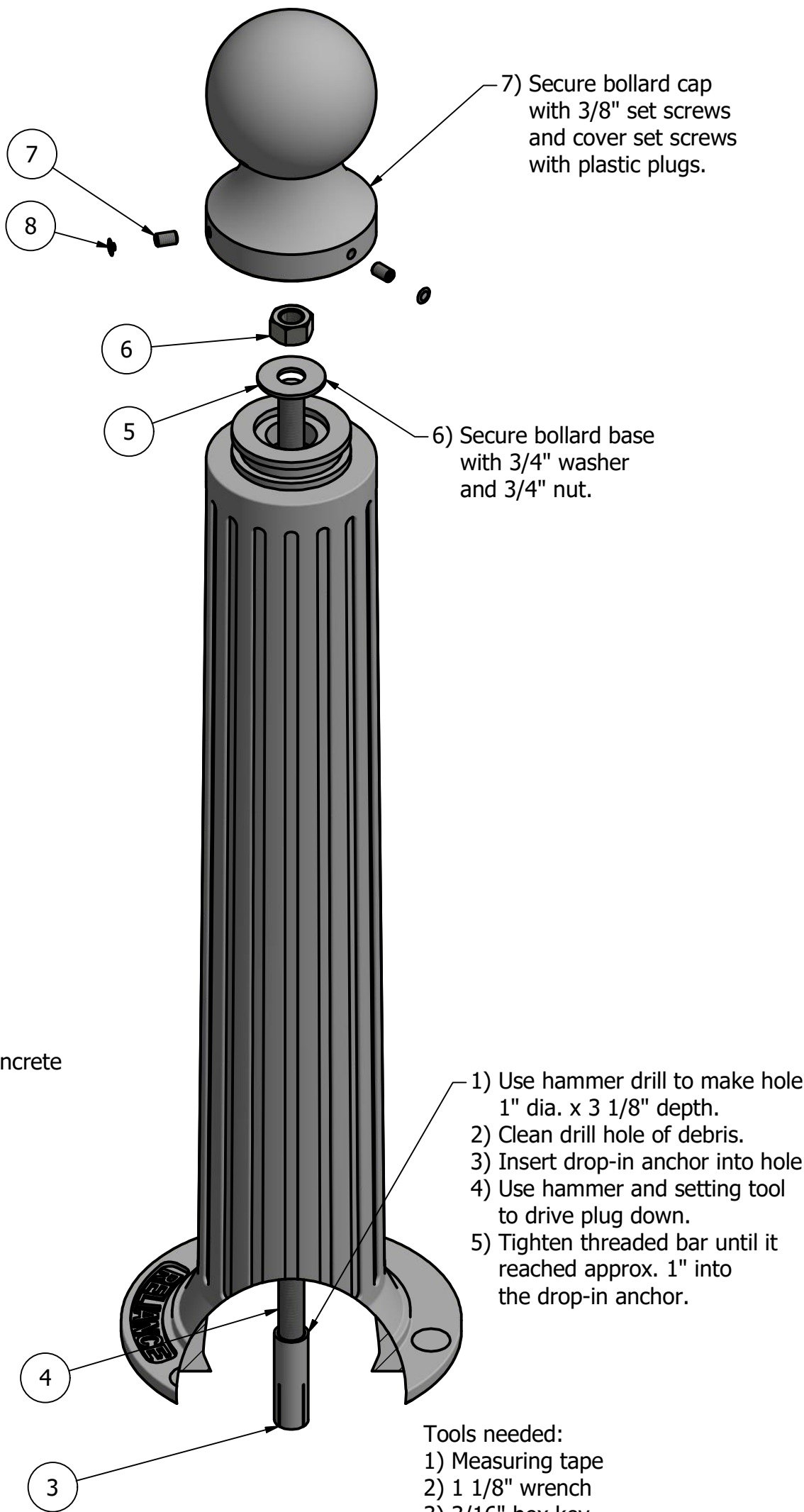


## Notes:

- 1) Bollard post is provided as shown. Concrete, foundation and/or installation ordered separately or provided by others.
- 2) Minimum foundation sizes depend on local soil conditions, weather conditions, and engineering requirements.
- 3) Dimensions provided herein is for reference only. Please consult Reliance Foundry sales professionals if any dimension is critical to your particular installation.
- 4) Reliance Foundry reserves the right to amend design and specifications without prior notice for product improvement.

## PARTS LIST

ITEM	QTY	PART NUMBER	DESCRIPTION	MATERIAL	WEIGHT
1	1	R7530B	R7530 Base	Ductile Iron Powder Coated	52 lbs
2	1	R7530C	R7530 Cap	Ductile Iron Powder Coated	10 lbs
3	1	Drop-in Concrete Insert 3/4"	Drop-in Concrete Insert 3/4" - requires 1" x 3 1/8" hole (dia. x depth)	Steel Plated	1/2 lbs
4	1	R7500BAR 3/4"	R7500 Threaded Bar 3/4" x 35"	Steel Plated	3 5/8 lbs
5	1	Washer 3/4" OD 2"	Washer 3/4" OD 2" Thick 1/8"	Steel Plated	1/8 lbs
6	1	Hex Nut 3/4"	Hex Nut 3/4" - requires 1 1/8" wrench	Steel Plated	1/8 lbs
7	3	Hexagon Socket Set Screw 3/8" x 5/8"	Hexagon Socket Set Screw 3/8" x 5/8" - requires 3/16" hex key	Stainless Steel	
8	3	Polyethylene Plug 3/8"	Polyethylene Plug 3/8"	LDPE Black	
9	3	Polyethylene Plug 7/8"	Polyethylene Plug 7/8"	Polyethylene Plastic	



## General Description:

The R-7530 Decorative Bollard features a narrow body, suitable for high-traffic locations and lightweight removability. R-7530 bollards are made from a versatile ductile iron, featuring decorative fluting and spherical top castings. Bollard surfaces are protected by a durable powder coating, available in 6 standard colors. Use as fixed, stand-alone bollards or cover impact-resistant security posts. Unique design allows R-7530 bollards to be flush-mounted to existing concrete surfaces. Removable mountings are available.

## Specifications:

Height: 39"  
Base Diameter: 10"  
Weight: 62 lbs ( Bollard Only )  
Material: Ductile Iron  
Max. Interior Security Post Size:  
3 1/2" x 29" (Diameter x Height)

## Finish Options:

⊙ Polyester Powdercoated

See Reliance Foundry's standard color options at:  
[www.reliance-foundry.com/bollard/colors-bollards](http://www.reliance-foundry.com/bollard/colors-bollards)

## Installation Options:

- Fixed - Anchor Casting in New Concrete (see sheet 2 of 13)
- ⊙ Fixed - Concrete Insert Anchor in Existing Concrete (see sheet 3 of 13)
- Fixed - Adhesive Anchor in Existing Concrete (see sheet 4 of 13)
- Fixed - Anchor Casting with Concrete Form (see sheet 5 of 13)
- Fixed - Flanged in Existing Concrete (see sheet 6 of 13)
- Post Cover - New Post in New Concrete (see sheet 7 of 13)
- Post Cover - New Post in Existing Concrete (see sheet 8 of 13)
- Post Cover - Existing Post with Adhesive Anchor (see sheet 9 of 13)
- Post Cover - Existing Post with Concrete Anchor (see sheet 10 of 13)
- Removable - Anchor Casting in New Concrete (see sheet 11 of 13)
- Removable - Concrete Insert Anchor in Existing Concrete (see sheet 12 of 13)
- Removable - Premium Retractable in New Concrete (see sheet 13 of 13)

For more information on bollard post installation, please visit:  
[www.reliance-foundry.com/bollard/installation-bollards](http://www.reliance-foundry.com/bollard/installation-bollards)

## Care and Maintenance:

Reliance's line of bollards are finished with a long-lasting powder-coating. Proper care and maintenance are required. Regularly-performed inspections and routine cleaning will ensure that a bollard retains its aesthetic appeal and does not become damaged by the elements.

See Reliance Foundry's maintenance guide at:  
[www.reliance-foundry.com/bollard/maintenance-bollards](http://www.reliance-foundry.com/bollard/maintenance-bollards)

**RELIANCE FOUNDRY**  
— SINCE 1925 —

Unit 207, 6450 - 148 Street, Surrey, BC V3S 7G7, Canada  
1-877-789-3245 info@reliance-foundry.com  
[www.reliance-foundry.com](http://www.reliance-foundry.com)

TITLE

**Bollard R-7530**

SIZE

**C**

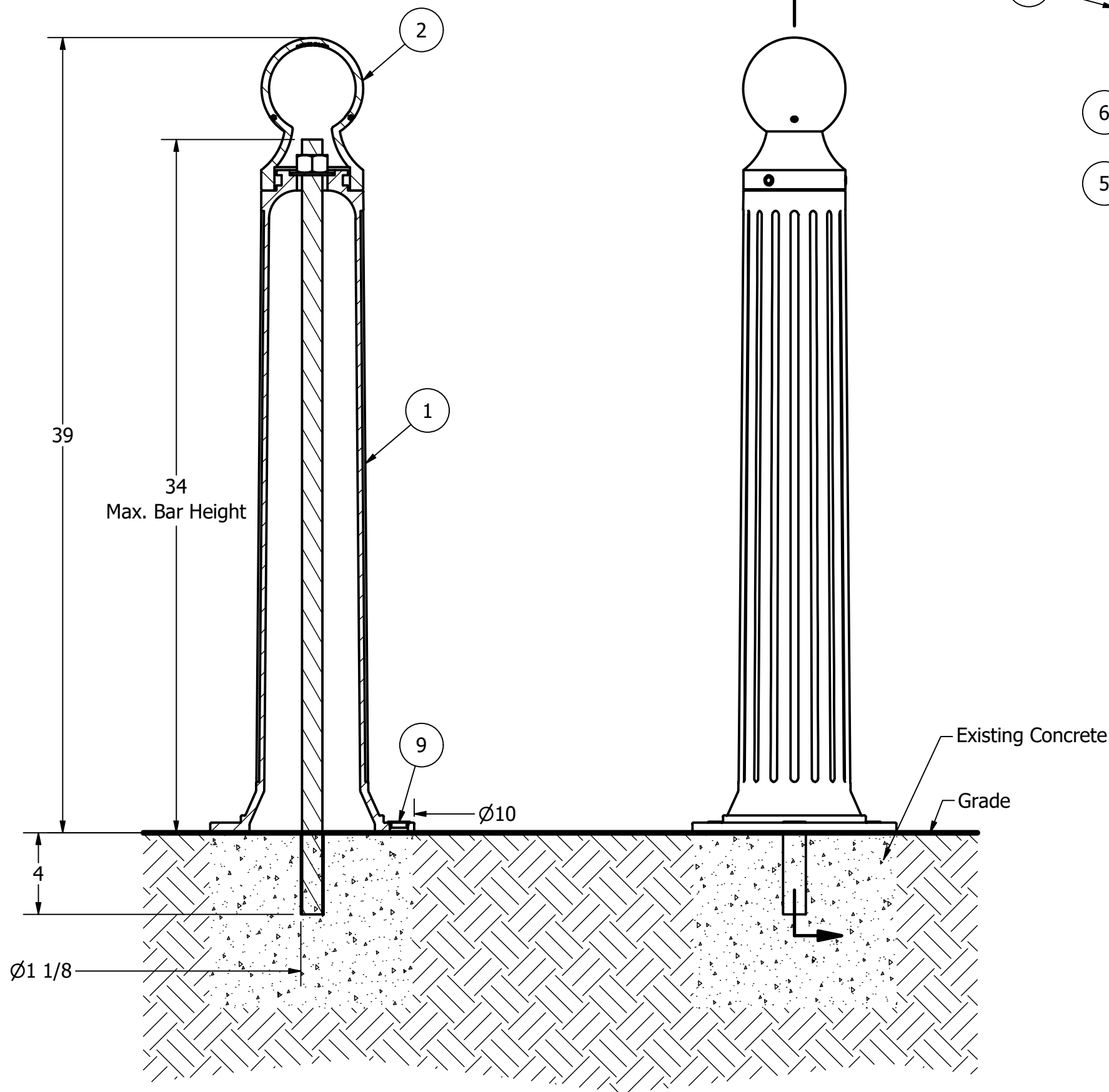
DWG NO

**R7530**

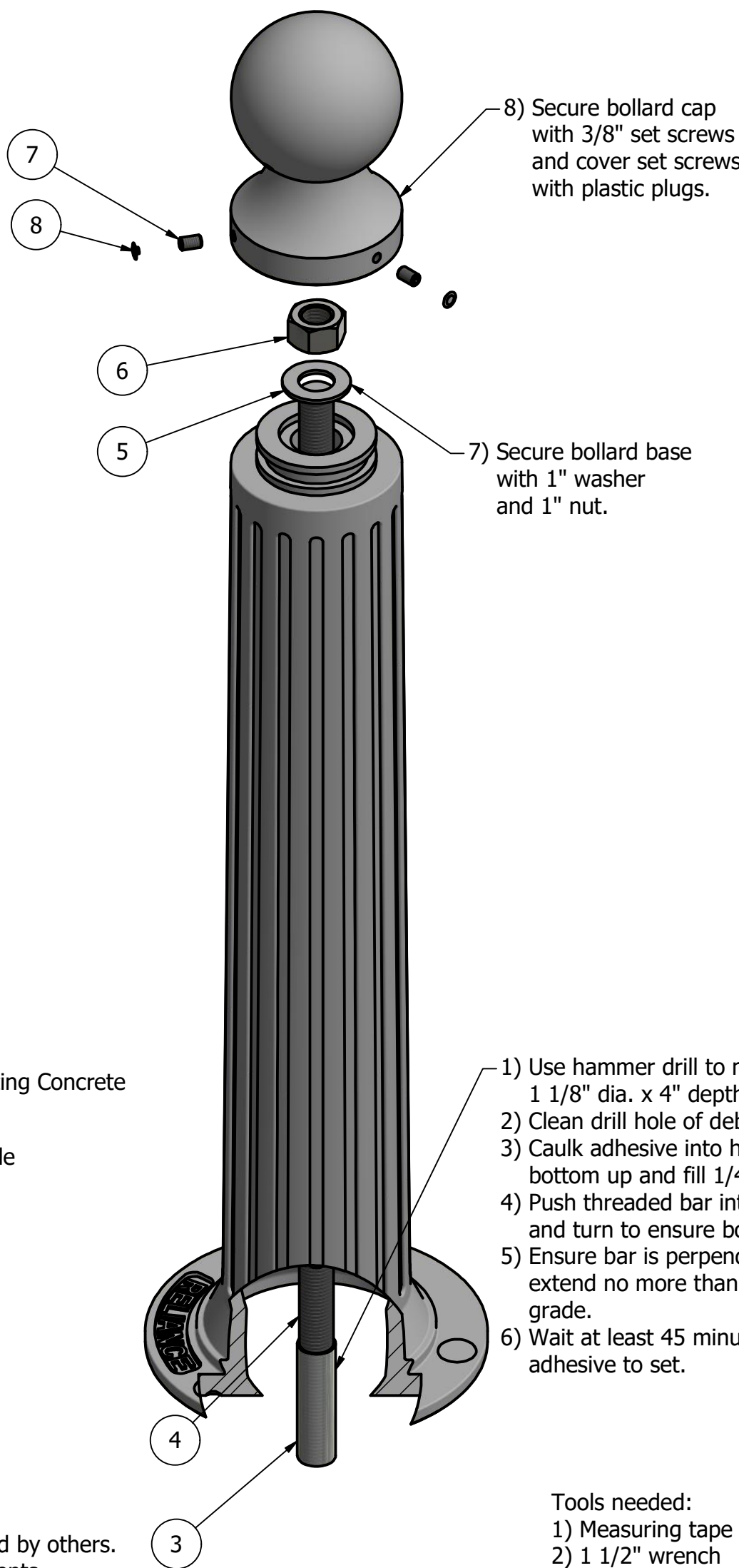
REV

**C7**

# Bollard R-7530



- Notes:
- 1) Bollard post is provided as shown. Concrete, foundation and/or installation ordered separately or provided by others.
  - 2) Minimum foundation sizes depend on local soil conditions, weather conditions, and engineering requirements.
  - 3) Dimensions provided herein is for reference only. Please consult Reliance Foundry sales professionals if any dimension is critical to your particular installation.
  - 4) Reliance Foundry reserves the right to amend design and specifications without prior notice for product improvement.



- Tools needed:
- 1) Measuring tape
  - 2) 1 1/2" wrench
  - 3) 3/16" hex key
  - 4) Hammer drill
  - 5) 1 1/8" Masonry drill bit
  - 6) Caulking gun and utility knife

## General Description:

The R-7530 Decorative Bollard features a narrow body, suitable for high-traffic locations and lightweight removability. R-7530 bollards are made from a versatile ductile iron, featuring decorative fluting and spherical top castings. Bollard surfaces are protected by a durable powder coating, available in 6 standard colors. Use as fixed, stand-alone bollards or cover impact-resistant security posts. Unique design allows R-7530 bollards to be flush-mounted to existing concrete surfaces. Removable mountings are available.

## Specifications:

Height: 39"  
Base Diameter: 10"  
Weight: 62 lbs ( Bollard Only )  
Material: Ductile Iron  
Max. Interior Security Post Size:  
3 1/2" x 29" (Diameter x Height)

## Finish Options:

⊙ Polyester Powdercoated

See Reliance Foundry's standard color options at:  
[www.reliance-foundry.com/bollard/colors-bollards](http://www.reliance-foundry.com/bollard/colors-bollards)

## Installation Options:

- Fixed - Anchor Casting in New Concrete (see sheet 2 of 13)
- Fixed - Concrete Insert Anchor in Existing Concrete (see sheet 3 of 13)
- ⊙ Fixed - Adhesive Anchor in Existing Concrete (see sheet 4 of 13)
- Fixed - Anchor Casting with Concrete Form (see sheet 5 of 13)
- Fixed - Flanged in Existing Concrete (see sheet 6 of 13)
- Post Cover - New Post in New Concrete (see sheet 7 of 13)
- Post Cover - New Post in Existing Concrete (see sheet 8 of 13)
- Post Cover - Existing Post with Adhesive Anchor (see sheet 9 of 13)
- Post Cover - Existing Post with Concrete Anchor (see sheet 10 of 13)
- Removable - Anchor Casting in New Concrete (see sheet 11 of 13)
- Removable - Concrete Insert Anchor in Existing Concrete (see sheet 12 of 13)
- Removable - Premium Retractable in New Concrete (see sheet 13 of 13)

For more information on bollard post installation, please visit:  
[www.reliance-foundry.com/bollard/installation-bollards](http://www.reliance-foundry.com/bollard/installation-bollards)

## Care and Maintenance:

Reliance's line of bollards are finished with a long-lasting powder-coating. Proper care and maintenance are required. Regularly-performed inspections and routine cleaning will ensure that a bollard retains its aesthetic appeal and does not become damaged by the elements.

See Reliance Foundry's maintenance guide at:  
[www.reliance-foundry.com/bollard/maintenance-bollards](http://www.reliance-foundry.com/bollard/maintenance-bollards)

## PARTS LIST

ITEM	QTY	PART NUMBER	DESCRIPTION	MATERIAL	WEIGHT
1	1	R7530B	R7530 Base	Ductile Iron Powder Coated	52 lbs
2	1	R7530C	R7530 Cap	Ductile Iron Powder Coated	10 lbs
3	1	Adhesive Anchor	AC100+ Gold Adhesive Anchoring System	Vinylester Adhesive Mortar	5/8 lbs
4	1	R7500BAR 1"	R7500 Threaded Bar 1" x 38"	Steel Plated	7 lbs
5	1	Washer 1" OD 2"	Washer 1" OD 2" Thick 1/8"	Steel Plated	1/8 lbs
6	1	Hex Nut 1"	Hex Nut 1" - requires 1 1/2" wrench	Steel Plated	1/4 lbs
7	3	Hexagon Socket Set Screw 3/8" x 5/8"	Hexagon Socket Set Screw 3/8" x 5/8" - requires 3/16" hex key	Stainless Steel	
8	3	Polyethylene Plug 3/8"	Polyethylene Plug 3/8"	LDPE Black	
9	3	Polyethylene Plug 7/8"	Polyethylene Plug 7/8"	Polyethylene Plastic	

COPYRIGHT RESERVED THIS PLAN DRAWING AND DESIGN ARE, AND AT ALL TIMES REMAIN, THE EXCLUSIVE PROPERTY OF RELIANCE FOUNDRY CO. LTD.

RELIANCE FOUNDRY  
— SINCE 1925 —

Unit 207, 6450 - 148 Street, Surrey, BC V3S 7G7, Canada  
1-877-789-3245 info@reliance-foundry.com  
[www.reliance-foundry.com](http://www.reliance-foundry.com)

TITLE

Bollard R-7530

SIZE

C

DWG NO

R7530

REV

C7

NOT TO SCALE

SHEET 4 OF 13



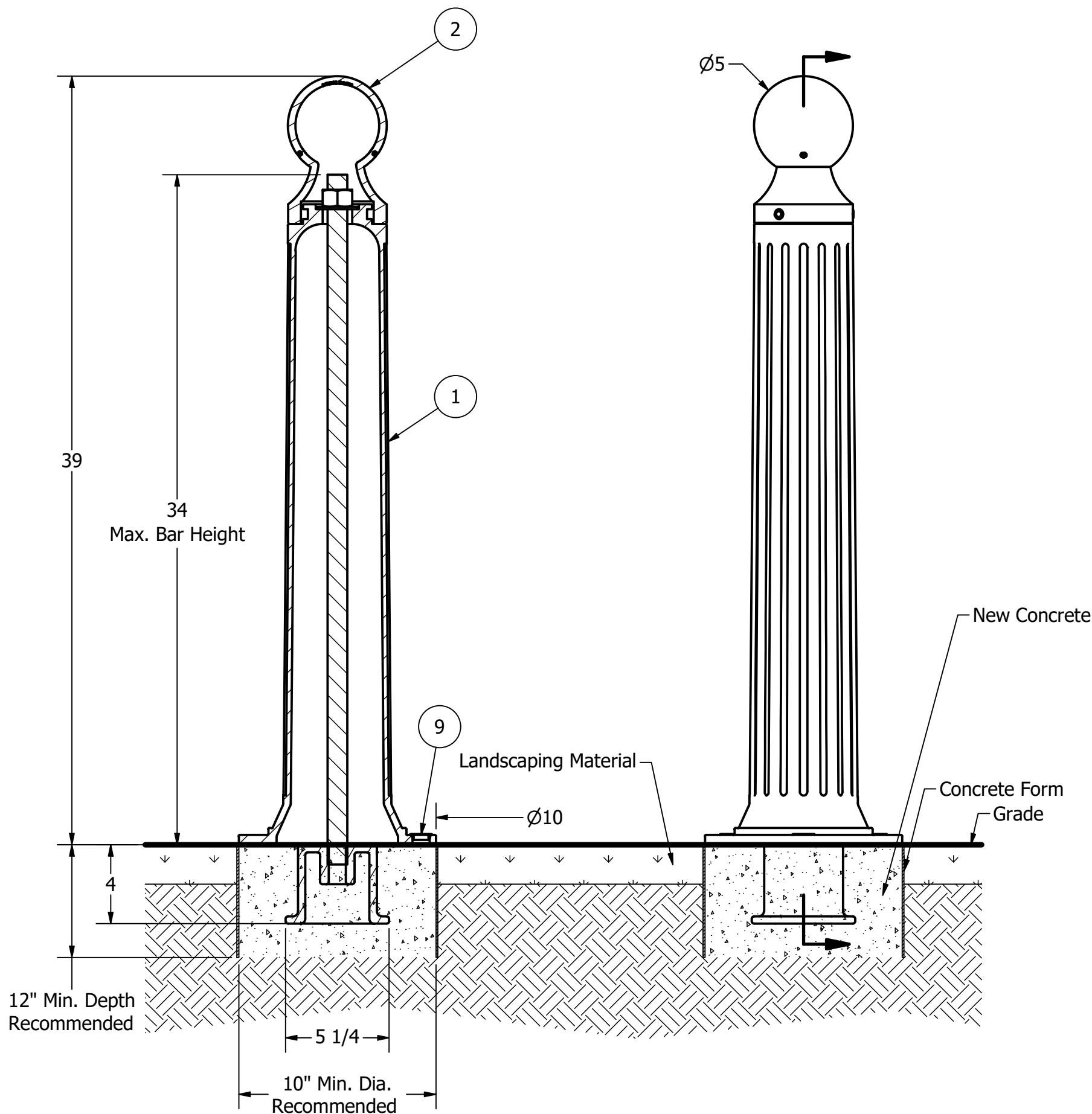
# Bollard R-7530

D

C

B

A

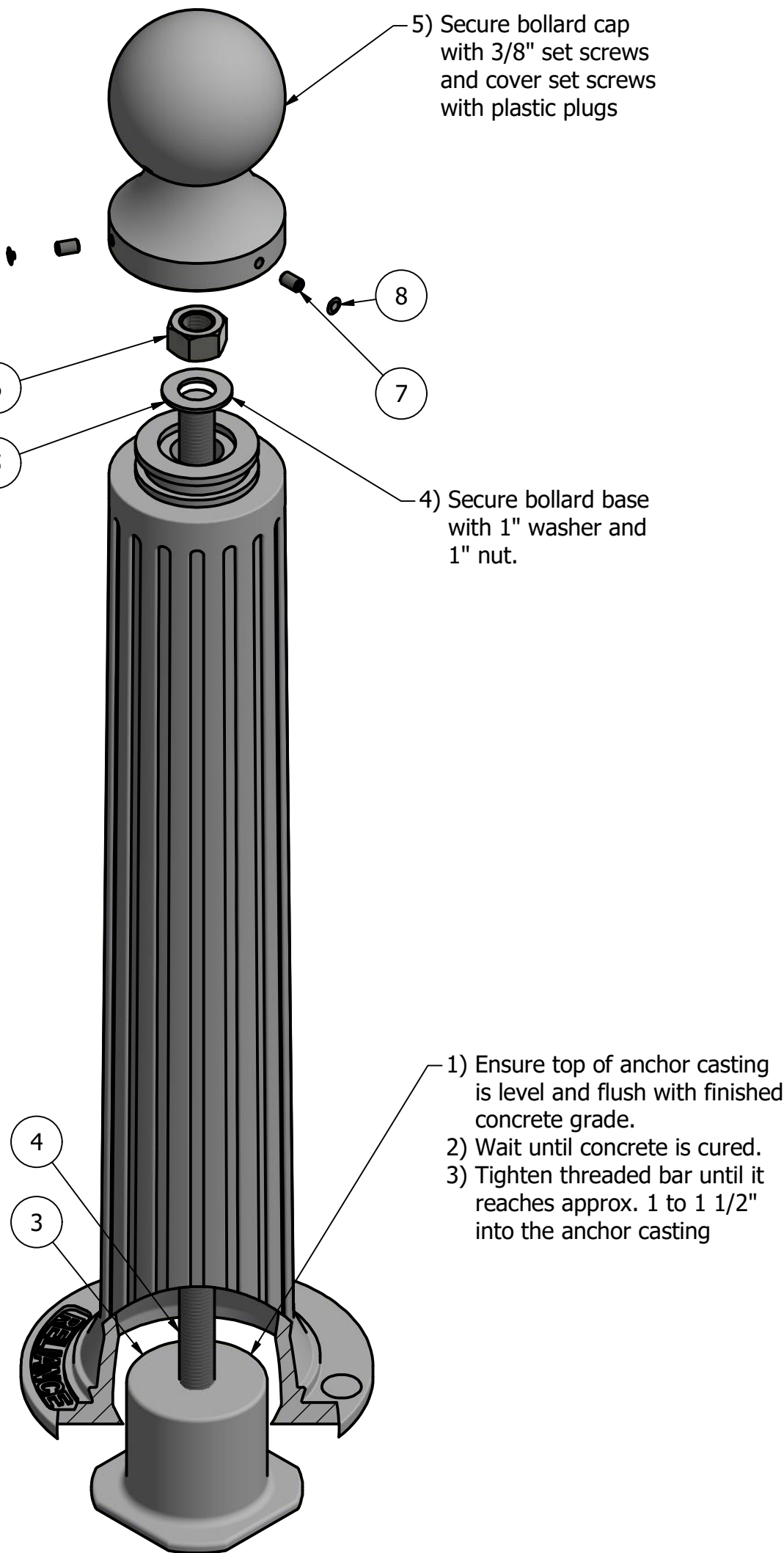


- Notes:
- 1) Bollard post is provided as shown. Concrete, foundation and/or installation ordered separately or provided by others.
  - 2) Minimum foundation sizes depend on local soil conditions, weather conditions, and engineering requirements.
  - 3) Dimensions provided herein is for reference only. Please consult Reliance Foundry sales professionals if any dimension is critical to your particular installation.
  - 4) Reliance Foundry reserves the right to amend design and specifications without prior notice for product improvement.

## PARTS LIST

ITEM	QTY	PART NUMBER	DESCRIPTION	MATERIAL	WEIGHT
1	1	R7530B	R7530 Base	Ductile Iron Powder Coated	52 lbs
2	1	R7530C	R7530 Cap	Ductile Iron Powder Coated	10 lbs
3	1	R7500AN 1"	R7500 Anchor Casting 1"	Ductile Iron Hot Dip Galvanized	8 3/8 lbs
4	1	R7500BAR 1"	R7500 Threaded Bar 1" x 35"	Steel Plated	6 1/2 lbs
5	1	Washer 1" OD 2"	Washer 1" OD 2" Thick 1/8"	Steel Plated	1/8 lbs
6	1	Hex Nut 1"	Hex Nut 1" - requires 1 1/2" wrench	Steel Plated	1/4 lbs
7	3	Hexagon Socket Set Screw 3/8" x 5/8"	Hexagon Socket Set Screw 3/8" x 5/8" - requires 3/16" hex key	Stainless Steel	
8	3	Polyethylene Plug 3/8"	Polyethylene Plug 3/8"	LDPE Black	
9	3	Polyethylene Plug 7/8"	Polyethylene Plug 7/8"	Polyethylene Plastic	

COPYRIGHT RESERVED THIS PLAN DRAWING AND DESIGN ARE, AND AT ALL TIMES REMAIN, THE EXCLUSIVE PROPERTY OF RELIANCE FOUNDRY CO. LTD.



- Tools needed:
- 1) Measuring tape
  - 2) 1 1/2" wrench
  - 3) 3/16" hex key

## General Description:

The R-7530 Decorative Bollard features a narrow body, suitable for high-traffic locations and lightweight removability. R-7530 bollards are made from a versatile ductile iron, featuring decorative fluting and spherical top castings. Bollard surfaces are protected by a durable powder coating, available in 6 standard colors. Use as fixed, stand-alone bollards or cover impact-resistant security posts. Unique design allows R-7530 bollards to be flush-mounted to existing concrete surfaces. Removable mountings are available.

## Specifications:

Height: 39"  
Base Diameter: 10"  
Weight: 62 lbs ( Bollard Only )  
Material: Ductile Iron  
Max. Interior Security Post Size:  
3 1/2" x 29" (Diameter x Height)

## Finish Options:

⊙ Polyester Powdercoated

See Reliance Foundry's standard color options at:  
[www.reliance-foundry.com/bollard/colors-bollards](http://www.reliance-foundry.com/bollard/colors-bollards)

## Installation Options:

- Fixed - Anchor Casting in New Concrete (see sheet 2 of 13)
- Fixed - Concrete Insert Anchor in Existing Concrete (see sheet 3 of 13)
- Fixed - Adhesive Anchor in Existing Concrete (see sheet 4 of 13)
- ⊙ Fixed - Anchor Casting with Concrete Form (see sheet 5 of 13)
- Fixed - Flanged in Existing Concrete (see sheet 6 of 13)
- Post Cover - New Post in New Concrete (see sheet 7 of 13)
- Post Cover - New Post in Existing Concrete (see sheet 8 of 13)
- Post Cover - Existing Post with Adhesive Anchor (see sheet 9 of 13)
- Post Cover - Existing Post with Concrete Anchor (see sheet 10 of 13)
- Removable - Anchor Casting in New Concrete (see sheet 11 of 13)
- Removable - Concrete Insert Anchor in Existing Concrete (see sheet 12 of 13)
- Removable - Premium Retractable in New Concrete (see sheet 13 of 13)

For more information on bollard post installation, please visit:  
[www.reliance-foundry.com/bollard/installation-bollards](http://www.reliance-foundry.com/bollard/installation-bollards)

## Care and Maintenance:

Reliance's line of bollards are finished with a long-lasting powder-coating. Proper care and maintenance are required. Regularly-performed inspections and routine cleaning will ensure that a bollard retains its aesthetic appeal and does not become damaged by the elements.

See Reliance Foundry's maintenance guide at:  
[www.reliance-foundry.com/bollard/maintenance-bollards](http://www.reliance-foundry.com/bollard/maintenance-bollards)

RELIANCE FOUNDRY  
— SINCE 1925 —

Unit 207, 6450 - 148 Street, Surrey, BC V3S 7G7, Canada  
1-877-789-3245 info@reliance-foundry.com  
[www.reliance-foundry.com](http://www.reliance-foundry.com)

TITLE

Bollard R-7530

SIZE

C

DWG NO

R7530

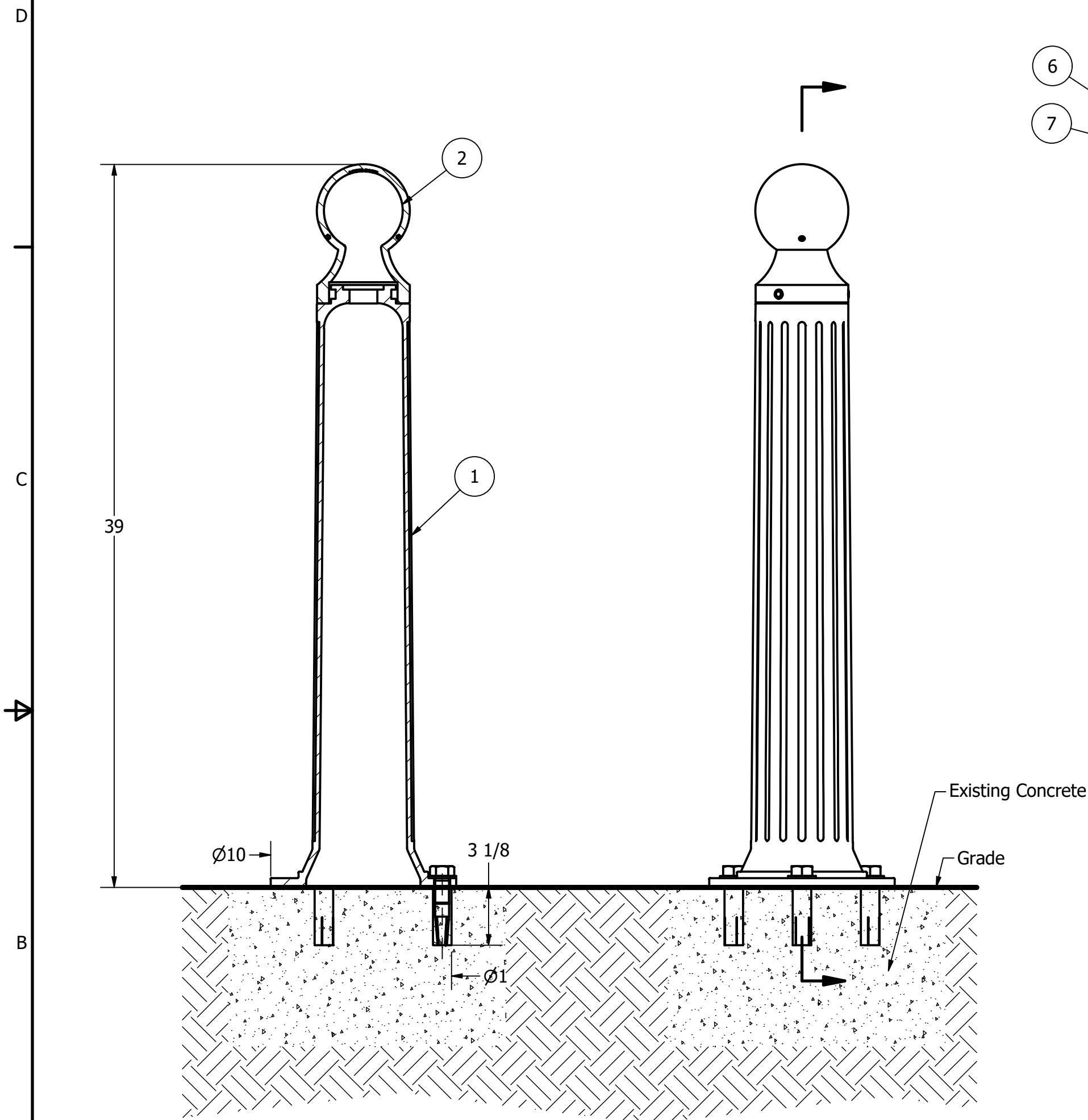
REV

C7

NOT TO SCALE

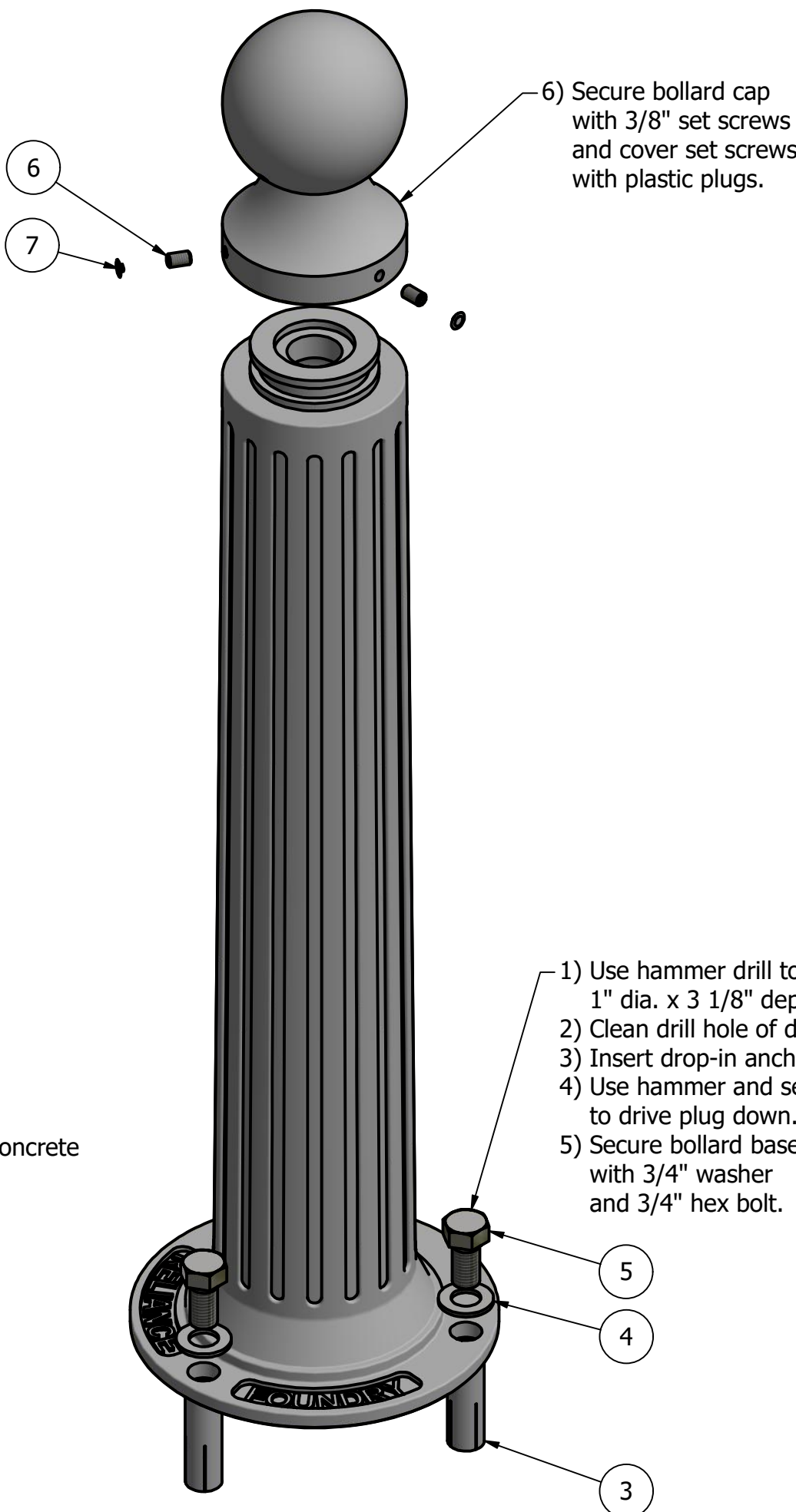
SHEET 5 OF 13

# Bollard R-7530



## Notes:

- 1) Bollard post is provided as shown. Concrete, foundation and/or installation ordered separately or provided by others.
- 2) Minimum foundation sizes depend on local soil conditions, weather conditions, and engineering requirements.
- 3) Dimensions provided herein is for reference only. Please consult Reliance Foundry sales professionals if any dimension is critical to your particular installation.
- 4) Reliance Foundry reserves the right to amend design and specifications without prior notice for product improvement.



## Tools needed:

- 1) Measuring tape
- 2) 1 1/8" wrench
- 3) 3/16" hex key
- 4) Hammer drill
- 5) 1" Masonry drill bit
- 6) Hammer
- 7) Drop-in concrete insert setting tool

## General Description:

The R-7530 Decorative Bollard features a narrow body, suitable for high-traffic locations and lightweight removability. R-7530 bollards are made from a versatile ductile iron, featuring decorative fluting and spherical top castings. Bollard surfaces are protected by a durable powder coating, available in 6 standard colors. Use as fixed, stand-alone bollards or cover impact-resistant security posts. Unique design allows R-7530 bollards to be flush-mounted to existing concrete surfaces. Removable mountings are available.

## Specifications:

Height: 39"  
Base Diameter: 10"  
Weight: 62 lbs ( Bollard Only )  
Material: Ductile Iron  
Max. Interior Security Post Size:  
3 1/2" x 29" (Diameter x Height)

## Finish Options:

⊙ Polyester Powdercoated

See Reliance Foundry's standard color options at:  
[www.reliance-foundry.com/bollard/colors-bollards](http://www.reliance-foundry.com/bollard/colors-bollards)

## Installation Options:

- Fixed - Anchor Casting in New Concrete (see sheet 2 of 13)
- Fixed - Concrete Insert Anchor in Existing Concrete (see sheet 3 of 13)
- Fixed - Adhesive Anchor in Existing Concrete (see sheet 4 of 13)
- Fixed - Anchor Casting with Concrete Form (see sheet 5 of 13)
- ⊙ Fixed - Flanged in Existing Concrete (see sheet 6 of 13)
- Post Cover - New Post in New Concrete (see sheet 7 of 13)
- Post Cover - New Post in Existing Concrete (see sheet 8 of 13)
- Post Cover - Existing Post with Adhesive Anchor (see sheet 9 of 13)
- Post Cover - Existing Post with Concrete Anchor (see sheet 10 of 13)
- Removable - Anchor Casting in New Concrete (see sheet 11 of 13)
- Removable - Concrete Insert Anchor in Existing Concrete (see sheet 12 of 13)
- Removable - Premium Retractable in New Concrete (see sheet 13 of 13)

For more information on bollard post installation, please visit:  
[www.reliance-foundry.com/bollard/installation-bollards](http://www.reliance-foundry.com/bollard/installation-bollards)

## Care and Maintenance:

Reliance's line of bollards are finished with a long-lasting powder-coating. Proper care and maintenance are required. Regularly-performed inspections and routine cleaning will ensure that a bollard retains its aesthetic appeal and does not become damaged by the elements.

See Reliance Foundry's maintenance guide at:  
[www.reliance-foundry.com/bollard/maintenance-bollards](http://www.reliance-foundry.com/bollard/maintenance-bollards)

**RELIANCE FOUNDRY**  
— SINCE 1925 —

Unit 207, 6450 - 148 Street, Surrey, BC V3S 7G7, Canada  
1-877-789-3245 info@reliance-foundry.com  
[www.reliance-foundry.com](http://www.reliance-foundry.com)

TITLE

**Bollard R-7530**

SIZE

**C**

DWG NO

**R7530**

REV

**C7**

NOT TO SCALE

SHEET 6 OF 13

## PARTS LIST

ITEM	QTY	PART NUMBER	DESCRIPTION	MATERIAL	WEIGHT
1	1	R7530B	R7530 Base	Ductile Iron Powder Coated	52 lbs
2	1	R7530C	R7530 Cap	Ductile Iron Powder Coated	10 lbs
3	3	Drop-in Concrete Insert 3/4"	Drop-in Concrete Insert 3/4" - requires 1" x 3 1/8" hole (dia. x depth)	Steel Plated	1/2 lbs
4	3	Stainless Steel Washer 3/4"	Stainless Steel Washer 3/4" OD 1 1/2" Thick .12"	Stainless Steel	
5	3	Hex Bolt 3/4" x 1 1/2"	Hex Bolt 3/4" x 1 1/2" - requires 1 1/8" wrench	Stainless Steel	1/4 lbs
6	3	Hexagon Socket Set Screw 3/8" x 5/8"	Hexagon Socket Set Screw 3/8" x 5/8" - requires 3/16" hex key	Stainless Steel	
7	3	Polyethylene Plug 3/8"	Polyethylene Plug 3/8"	LDPE Black	

COPYRIGHT RESERVED THIS PLAN DRAWING AND DESIGN ARE, AND AT ALL TIMES REMAIN, THE EXCLUSIVE PROPERTY OF RELIANCE FOUNDRY CO. LTD.



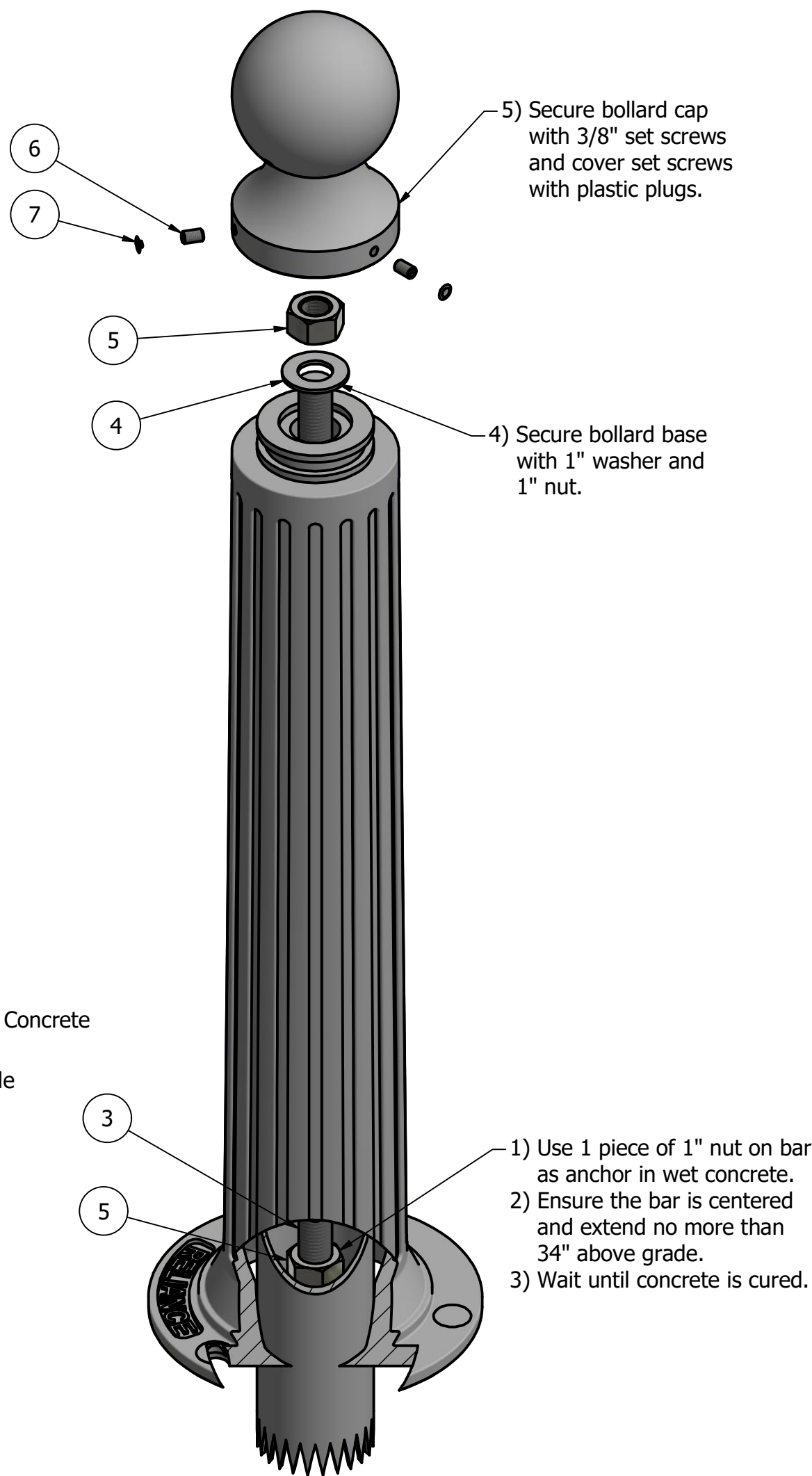
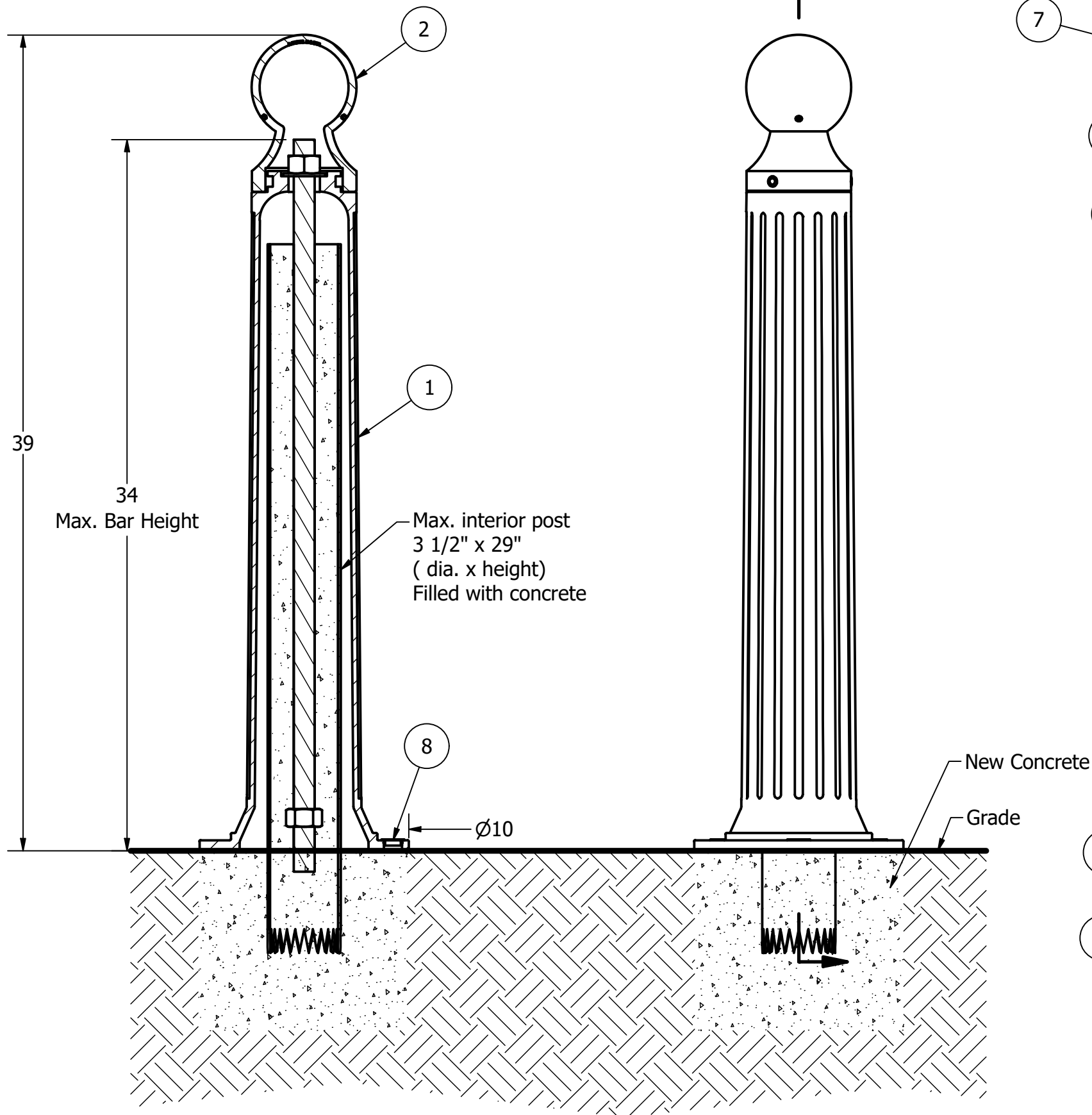
# Bollard R-7530

D

C

B

A



## Notes:

- 1) Bollard post is provided as shown. Concrete, foundation and/or installation ordered separately or provided by others.
- 2) Minimum foundation sizes depend on local soil conditions, weather conditions, and engineering requirements.
- 3) Dimensions provided herein is for reference only. Please consult Reliance Foundry sales professionals if any dimension is critical to your particular installation.
- 4) Reliance Foundry reserves the right to amend design and specifications without prior notice for product improvement.

## Tools needed:

- 1) Measuring tape
- 2) 1 1/2" wrench
- 3) 3/16" hex key

## General Description:

The R-7530 Decorative Bollard features a narrow body, suitable for high-traffic locations and lightweight removability. R-7530 bollards are made from a versatile ductile iron, featuring decorative fluting and spherical top castings. Bollard surfaces are protected by a durable powder coating, available in 6 standard colors. Use as fixed, stand-alone bollards or cover impact-resistant security posts. Unique design allows R-7530 bollards to be flush-mounted to existing concrete surfaces. Removable mountings are available.

## Specifications:

Height: 39"  
Base Diameter: 10"  
Weight: 62 lbs ( Bollard Only )  
Material: Ductile Iron  
Max. Interior Security Post Size:  
3 1/2" x 29" (Diameter x Height)

## Finish Options:

☉ Polyester Powdercoated

See Reliance Foundry's standard color options at:  
[www.reliance-foundry.com/bollard/colors-bollards](http://www.reliance-foundry.com/bollard/colors-bollards)

## Installation Options:

- Fixed - Anchor Casting in New Concrete (see sheet 2 of 13)
- Fixed - Concrete Insert Anchor in Existing Concrete (see sheet 3 of 13)
- Fixed - Adhesive Anchor in Existing Concrete (see sheet 4 of 13)
- Fixed - Anchor Casting with Concrete Form (see sheet 5 of 13)
- Fixed - Flanged in Existing Concrete (see sheet 6 of 13)
- ☉ Post Cover - New Post in New Concrete (see sheet 7 of 13)
- Post Cover - New Post in Existing Concrete (see sheet 8 of 13)
- Post Cover - Existing Post with Adhesive Anchor (see sheet 9 of 13)
- Post Cover - Existing Post with Concrete Anchor (see sheet 10 of 13)
- Removable - Anchor Casting in New Concrete (see sheet 11 of 13)
- Removable - Concrete Insert Anchor in Existing Concrete (see sheet 12 of 13)
- Removable - Premium Retractable in New Concrete (see sheet 13 of 13)

For more information on bollard post installation, please visit:  
[www.reliance-foundry.com/bollard/installation-bollards](http://www.reliance-foundry.com/bollard/installation-bollards)

## Care and Maintenance:

Reliance's line of bollards are finished with a long-lasting powder-coating. Proper care and maintenance are required. Regularly-performed inspections and routine cleaning will ensure that a bollard retains its aesthetic appeal and does not become damaged by the elements.

See Reliance Foundry's maintenance guide at:  
[www.reliance-foundry.com/bollard/maintenance-bollards](http://www.reliance-foundry.com/bollard/maintenance-bollards)

**RELIANCE FOUNDRY**  
— SINCE 1925 —

Unit 207, 6450 - 148 Street, Surrey, BC V3S 7G7, Canada  
1-877-789-3245 info@reliance-foundry.com  
[www.reliance-foundry.com](http://www.reliance-foundry.com)

TITLE

**Bollard R-7530**

SIZE  
**C**

DWG NO  
**R7530**

REV  
**C7**

NOT TO SCALE

SHEET 7 OF 13

PARTS LIST					
ITEM	QTY	PART NUMBER	DESCRIPTION	MATERIAL	WEIGHT
1	1	R7530B	R7530 Base	Ductile Iron Powder Coated	52 lbs
2	1	R7530C	R7530 Cap	Ductile Iron Powder Coated	10 lbs
3	1	R7500BAR 1"	R7500 Threaded Bar 1" x 35"	Steel Plated	6 1/2 lbs
4	1	Washer 1" OD 2"	Washer 1" OD 2" Thick 1/8"	Steel Plated	1/8 lbs
5	2	Hex Nut 1"	Hex Nut 1" - requires 1 1/2" wrench	Steel Plated	1/4 lbs
6	3	Hexagon Socket Set Screw 3/8" x 5/8"	Hexagon Socket Set Screw 3/8" x 5/8" - requires 3/16" hex key	Stainless Steel	
7	3	Polyethylene Plug 3/8"	Polyethylene Plug 3/8"	LDPE Black	
8	3	Polyethylene Plug 7/8"	Polyethylene Plug 7/8"	Polyethylene Plastic	

COPYRIGHT RESERVED THIS PLAN DRAWING AND DESIGN ARE, AND AT ALL TIMES REMAIN, THE EXCLUSIVE PROPERTY OF RELIANCE FOUNDRY CO. LTD.

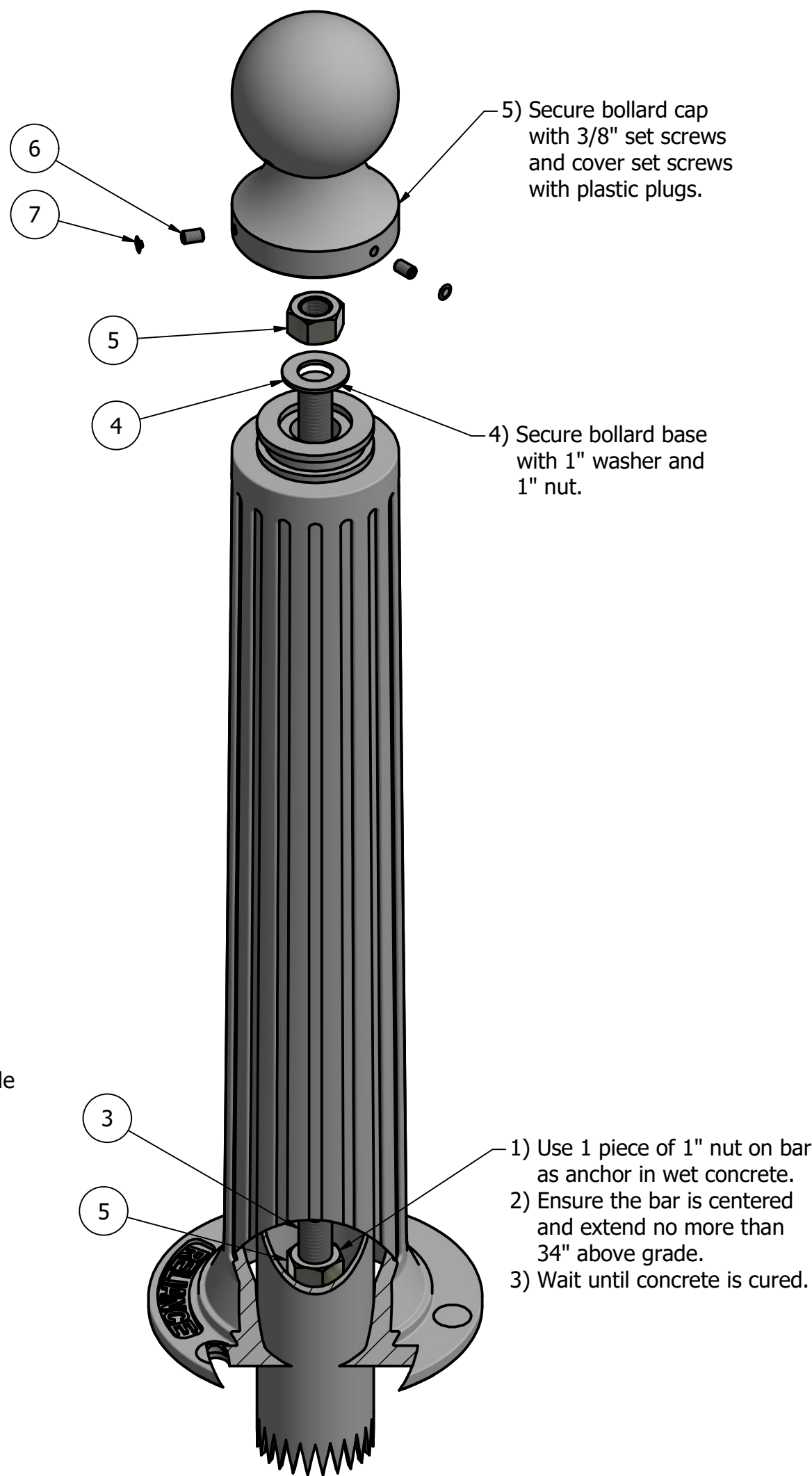
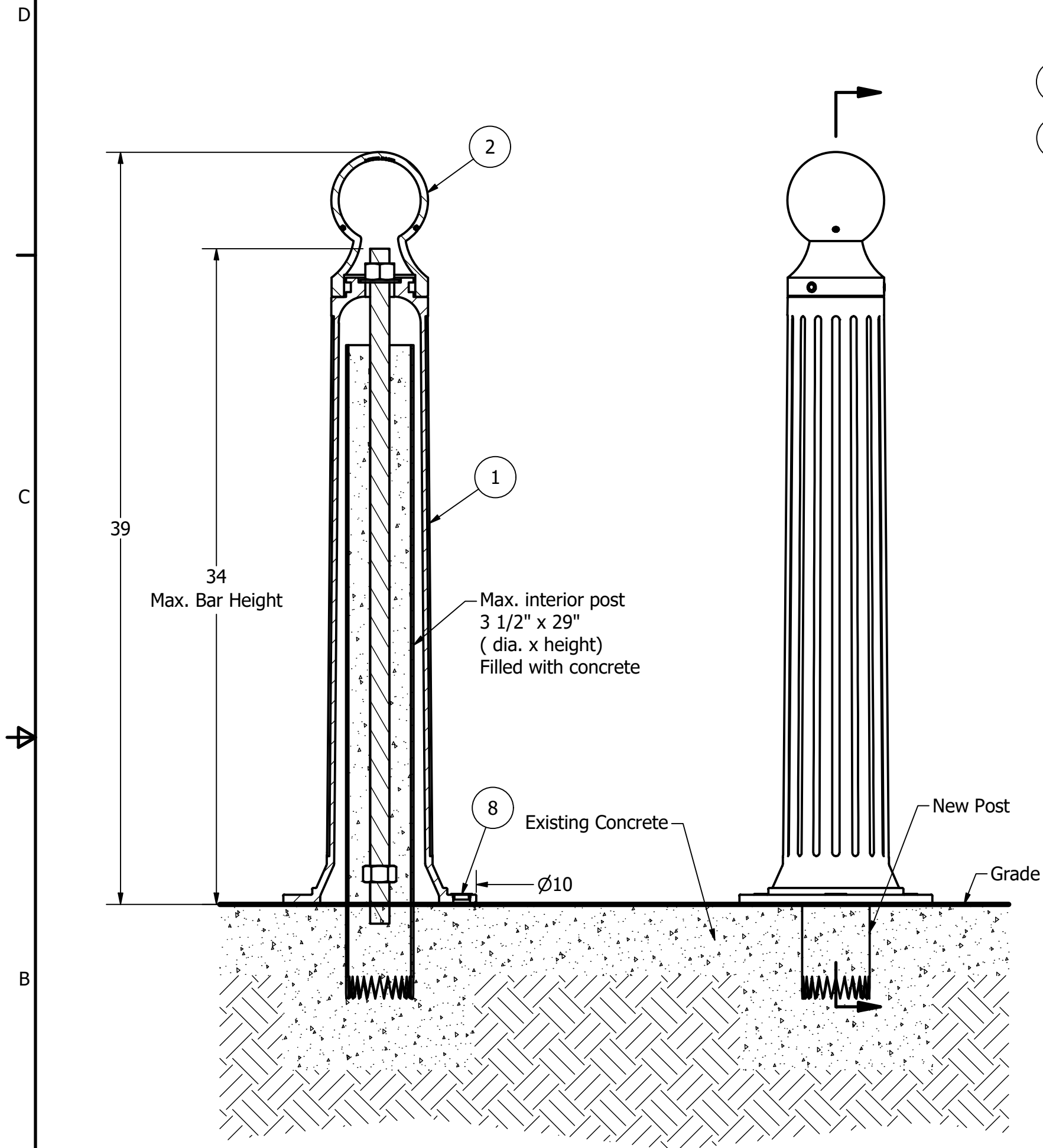
4

3

2

1

# Bollard R-7530



Tools needed:  
1) Measuring tape  
2) 1 1/2" wrench  
3) 3/16" hex key

## General Description:

The R-7530 Decorative Bollard features a narrow body, suitable for high-traffic locations and lightweight removability. R-7530 bollards are made from a versatile ductile iron, featuring decorative fluting and spherical top castings. Bollard surfaces are protected by a durable powder coating, available in 6 standard colors. Use as fixed, stand-alone bollards or cover impact-resistant security posts. Unique design allows R-7530 bollards to be flush-mounted to existing concrete surfaces. Removable mountings are available.

## Specifications:

Height: 39"  
Base Diameter: 10"  
Weight: 62 lbs ( Bollard Only )  
Material: Ductile Iron  
Max. Interior Security Post Size:  
3 1/2" x 29" (Diameter x Height)

## Finish Options:

⊙ Polyester Powdercoated

See Reliance Foundry's standard color options at:  
[www.reliance-foundry.com/bollard/colors-bollards](http://www.reliance-foundry.com/bollard/colors-bollards)

## Installation Options:

- Fixed - Anchor Casting in New Concrete (see sheet 2 of 13)
- Fixed - Concrete Insert Anchor in Existing Concrete (see sheet 3 of 13)
- Fixed - Adhesive Anchor in Existing Concrete (see sheet 4 of 13)
- Fixed - Anchor Casting with Concrete Form (see sheet 5 of 13)
- Fixed - Flanged in Existing Concrete (see sheet 6 of 13)
- Post Cover - New Post in New Concrete (see sheet 7 of 13)
- ⊙ Post Cover - New Post in Existing Concrete (see sheet 8 of 13)
- Post Cover - Existing Post with Adhesive Anchor (see sheet 9 of 13)
- Post Cover - Existing Post with Concrete Anchor (see sheet 10 of 13)
- Removable - Anchor Casting in New Concrete (see sheet 11 of 13)
- Removable - Concrete Insert Anchor in Existing Concrete (see sheet 12 of 13)
- Removable - Premium Retractable in New Concrete (see sheet 13 of 13)

For more information on bollard post installation, please visit:  
[www.reliance-foundry.com/bollard/installation-bollards](http://www.reliance-foundry.com/bollard/installation-bollards)

## Care and Maintenance:

Reliance's line of bollards are finished with a long-lasting powder-coating. Proper care and maintenance are required. Regularly-performed inspections and routine cleaning will ensure that a bollard retains its aesthetic appeal and does not become damaged by the elements.

See Reliance Foundry's maintenance guide at:  
[www.reliance-foundry.com/bollard/maintenance-bollards](http://www.reliance-foundry.com/bollard/maintenance-bollards)

### Notes:

- 1) Bollard post is provided as shown. Concrete, foundation and/or installation ordered separately or provided by others.
- 2) Minimum foundation sizes depend on local soil conditions, weather conditions, and engineering requirements.
- 3) Dimensions provided herein is for reference only. Please consult Reliance Foundry sales professionals if any dimension is critical to your particular installation.
- 4) Reliance Foundry reserves the right to amend design and specifications without prior notice for product improvement.

### PARTS LIST

ITEM	QTY	PART NUMBER	DESCRIPTION	MATERIAL	WEIGHT
1	1	R7530B	R7530 Base	Ductile Iron Powder Coated	52 lbs
2	1	R7530C	R7530 Cap	Ductile Iron Powder Coated	10 lbs
3	1	R7500BAR 1"	R7500 Threaded Bar 1" x 35"	Steel Plated	6 1/2 lbs
4	1	Washer 1" OD 2"	Washer 1" OD 2" Thick 1/8"	Steel Plated	1/8 lbs
5	2	Hex Nut 1"	Hex Nut 1" - requires 1 1/2" wrench	Steel Plated	1/4 lbs
6	3	Hexagon Socket Set Screw 3/8" x 5/8"	Hexagon Socket Set Screw 3/8" x 5/8" - requires 3/16" hex key	Stainless Steel	
7	3	Polyethylene Plug 3/8"	Polyethylene Plug 3/8"	LDPE Black	
8	3	Polyethylene Plug 7/8"	Polyethylene Plug 7/8"	Polyethylene Plastic	

COPYRIGHT RESERVED THIS PLAN DRAWING AND DESIGN ARE, AND AT ALL TIMES REMAIN, THE EXCLUSIVE PROPERTY OF RELIANCE FOUNDRY CO. LTD.

RELIANCE FOUNDRY  
— SINCE 1925 —

Unit 207, 6450 - 148 Street, Surrey, BC V3S 7G7, Canada  
1-877-789-3245 info@reliance-foundry.com  
[www.reliance-foundry.com](http://www.reliance-foundry.com)

TITLE

Bollard R-7530

SIZE

C

DWG NO

R7530

REV

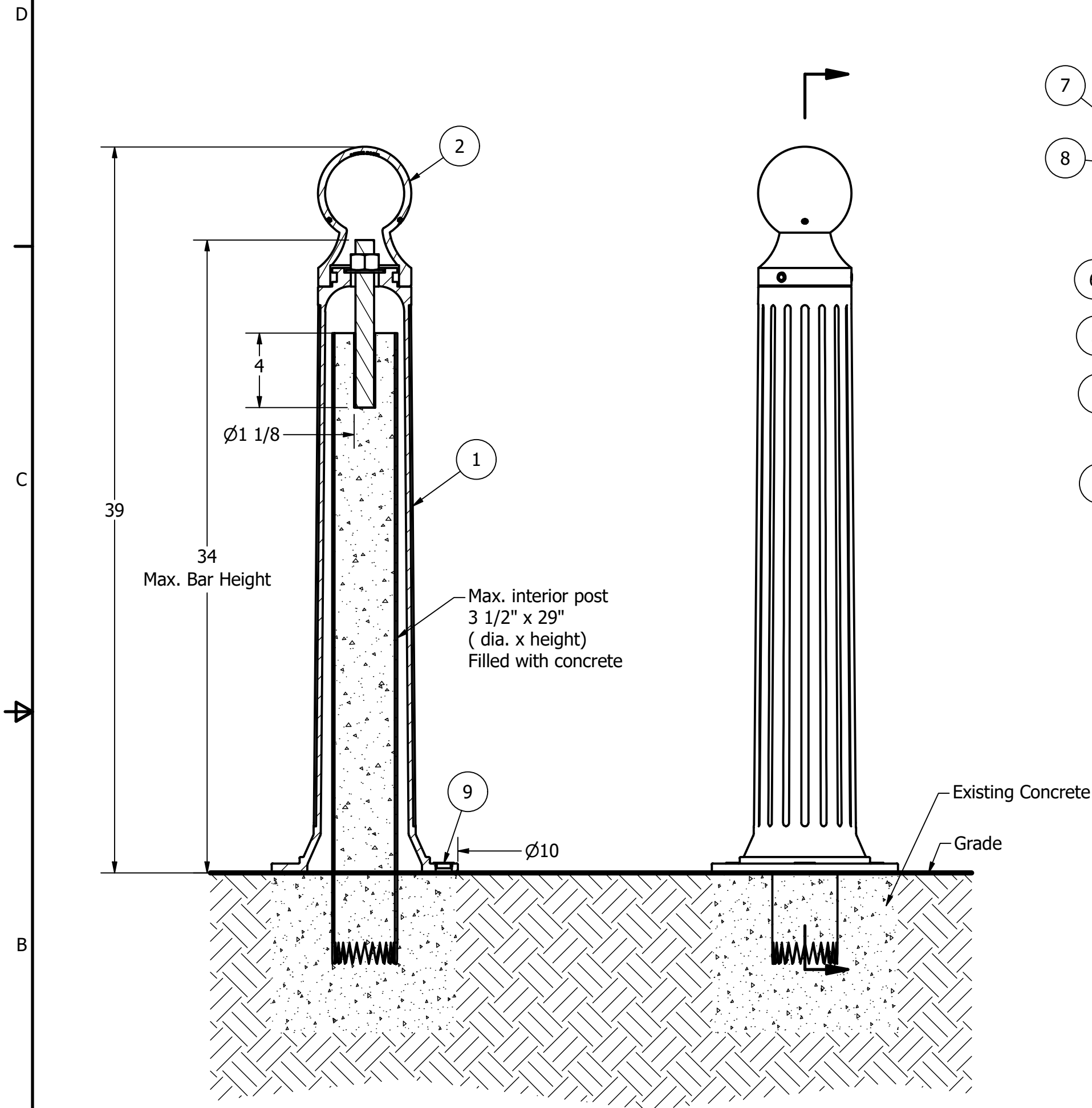
C7

NOT TO SCALE

SHEET 8 OF 13

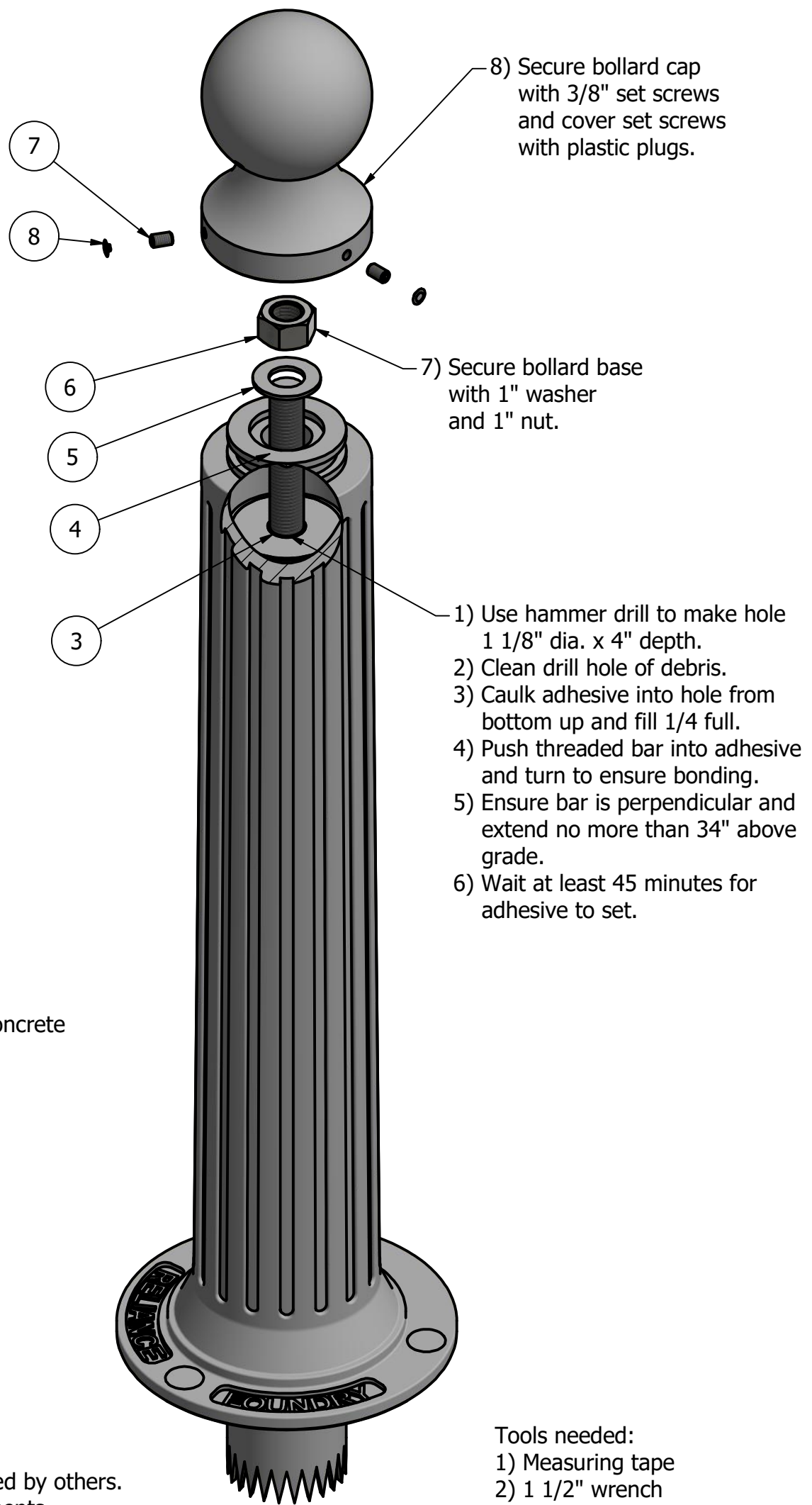


# Bollard R-7530



## Notes:

- 1) Bollard post is provided as shown. Concrete, foundation and/or installation ordered separately or provided by others.
- 2) Minimum foundation sizes depend on local soil conditions, weather conditions, and engineering requirements.
- 3) Dimensions provided herein is for reference only. Please consult Reliance Foundry sales professionals if any dimension is critical to your particular installation.
- 4) Reliance Foundry reserves the right to amend design and specifications without prior notice for product improvement.



## Tools needed:

- 1) Measuring tape
- 2) 1 1/2" wrench
- 3) 3/16" hex key
- 4) Hammer drill
- 5) 1 1/8" Masonry drill bit
- 6) Caulking gun and utility knife

## General Description:

The R-7530 Decorative Bollard features a narrow body, suitable for high-traffic locations and lightweight removability. R-7530 bollards are made from a versatile ductile iron, featuring decorative fluting and spherical top castings. Bollard surfaces are protected by a durable powder coating, available in 6 standard colors. Use as fixed, stand-alone bollards or cover impact-resistant security posts. Unique design allows R-7530 bollards to be flush-mounted to existing concrete surfaces. Removable mountings are available.

## Specifications:

Height: 39"  
Base Diameter: 10"  
Weight: 62 lbs ( Bollard Only )  
Material: Ductile Iron  
Max. Interior Security Post Size:  
3 1/2" x 29" (Diameter x Height)

## Finish Options:

⊙ Polyester Powdercoated

See Reliance Foundry's standard color options at:  
[www.reliance-foundry.com/bollard/colors-bollards](http://www.reliance-foundry.com/bollard/colors-bollards)

## Installation Options:

- Fixed - Anchor Casting in New Concrete (see sheet 2 of 13)
- Fixed - Concrete Insert Anchor in Existing Concrete (see sheet 3 of 13)
- Fixed - Adhesive Anchor in Existing Concrete (see sheet 4 of 13)
- Fixed - Anchor Casting with Concrete Form (see sheet 5 of 13)
- Fixed - Flanged in Existing Concrete (see sheet 6 of 13)
- Post Cover - New Post in New Concrete (see sheet 7 of 13)
- Post Cover - New Post in Existing Concrete (see sheet 8 of 13)
- ⊙ Post Cover - Existing Post with Adhesive Anchor (see sheet 9 of 13)
- Post Cover - Existing Post with Concrete Anchor (see sheet 10 of 13)
- Removable - Anchor Casting in New Concrete (see sheet 11 of 13)
- Removable - Concrete Insert Anchor in Existing Concrete (see sheet 12 of 13)
- Removable - Premium Retractable in New Concrete (see sheet 13 of 13)

For more information on bollard post installation, please visit:  
[www.reliance-foundry.com/bollard/installation-bollards](http://www.reliance-foundry.com/bollard/installation-bollards)

## Care and Maintenance:

Reliance's line of bollards are finished with a long-lasting powder-coating. Proper care and maintenance are required. Regularly-performed inspections and routine cleaning will ensure that a bollard retains its aesthetic appeal and does not become damaged by the elements.

See Reliance Foundry's maintenance guide at:  
[www.reliance-foundry.com/bollard/maintenance-bollards](http://www.reliance-foundry.com/bollard/maintenance-bollards)

## PARTS LIST

ITEM	QTY	PART NUMBER	DESCRIPTION	MATERIAL	WEIGHT
1	1	R7530B	R7530 Base	Ductile Iron Powder Coated	52 lbs
2	1	R7530C	R7530 Cap	Ductile Iron Powder Coated	10 lbs
3	1	Adhesive Anchor	AC100+ Gold Adhesive Anchoring System	Vinylester Adhesive Mortar	5/8 lbs
4	1	R7500BAR 1"	R7500 Threaded Bar 1" Custom Order Length	Steel Plated	TBD
5	1	Washer 1" OD 2"	Washer 1" OD 2" Thick 1/8"	Steel Plated	1/8 lbs
6	1	Hex Nut 1"	Hex Nut 1" - requires 1 1/2" wrench	Steel Plated	1/4 lbs
7	3	Hexagon Socket Set Screw 3/8" x 5/8"	Hexagon Socket Set Screw 3/8" x 5/8" - requires 3/16" hex key	Stainless Steel	
8	3	Polyethylene Plug 3/8"	Polyethylene Plug 3/8"	LDPE Black	
9	3	Polyethylene Plug 7/8"	Polyethylene Plug 7/8"	Polyethylene Plastic	

COPYRIGHT RESERVED THIS PLAN DRAWING AND DESIGN ARE, AND AT ALL TIMES REMAIN, THE EXCLUSIVE PROPERTY OF RELIANCE FOUNDRY CO. LTD.

RELIANCE FOUNDRY  
— SINCE 1925 —

Unit 207, 6450 - 148 Street, Surrey, BC V3S 7G7, Canada  
1-877-789-3245 info@reliance-foundry.com  
[www.reliance-foundry.com](http://www.reliance-foundry.com)

TITLE

Bollard R-7530

SIZE

C

DWG NO

R7530

REV

C7

NOT TO SCALE

SHEET 9 OF 13

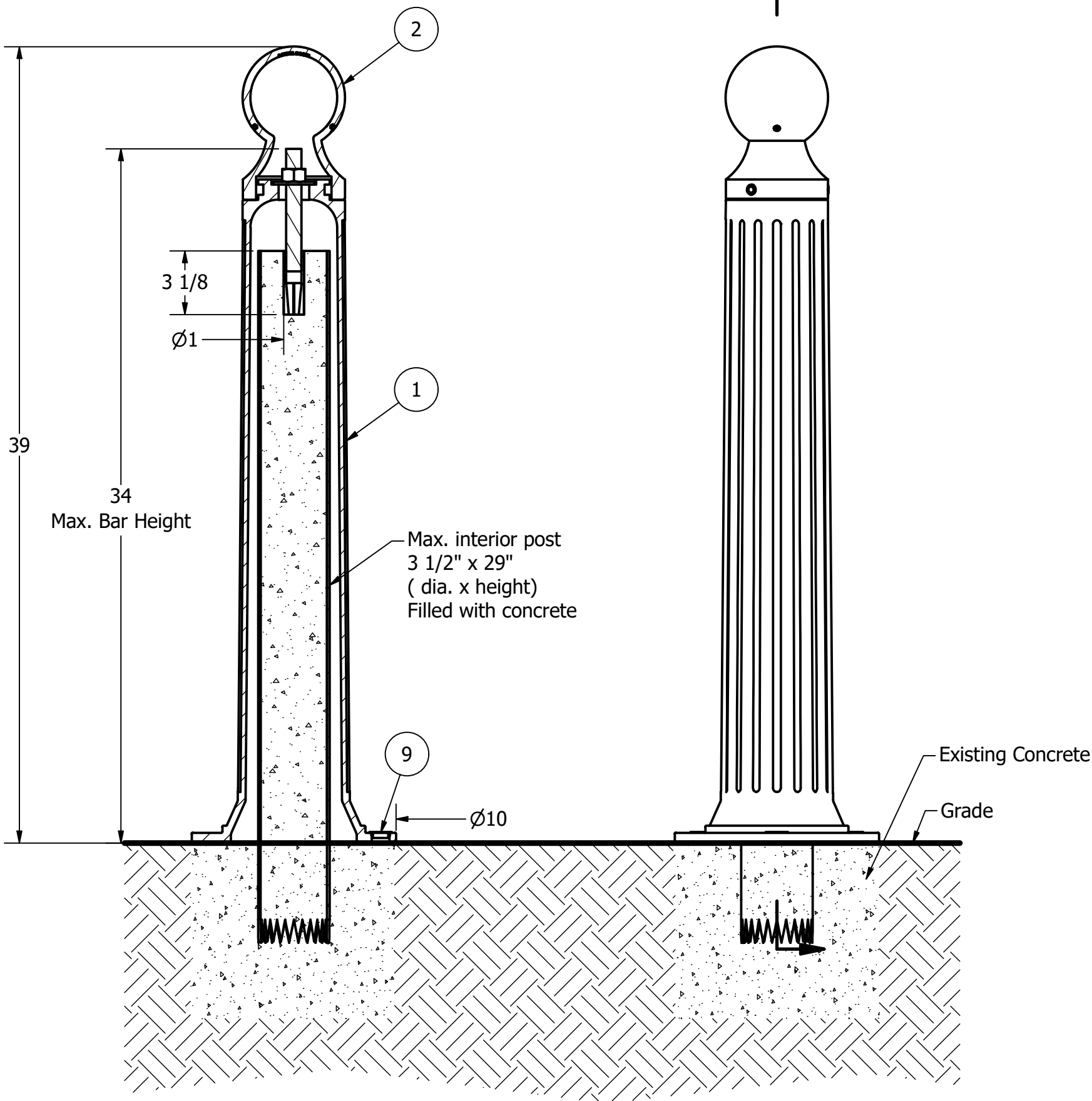
# Bollard R-7530

D

C

B

A

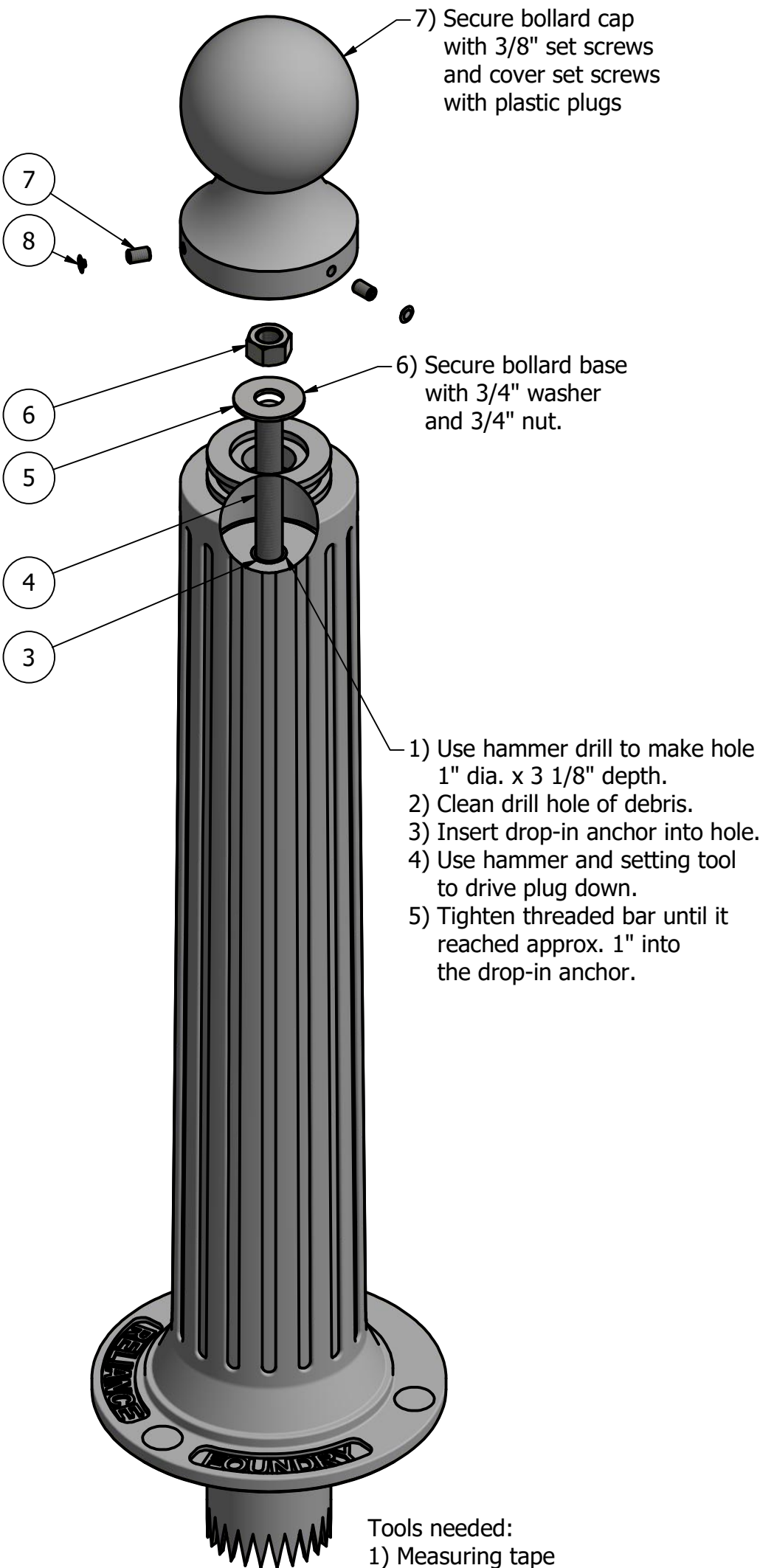


- Notes:
- 1) Bollard post is provided as shown. Concrete, foundation and/or installation ordered separately or provided by others.
  - 2) Minimum foundation sizes depend on local soil conditions, weather conditions, and engineering requirements.
  - 3) Dimensions provided herein is for reference only. Please consult Reliance Foundry sales professionals if any dimension is critical to your particular installation.
  - 4) Reliance Foundry reserves the right to amend design and specifications without prior notice for product improvement.

## PARTS LIST

ITEM	QTY	PART NUMBER	DESCRIPTION	MATERIAL	WEIGHT
1	1	R7530B	R7530 Base	Ductile Iron Powder Coated	52 lbs
2	1	R7530C	R7530 Cap	Ductile Iron Powder Coated	10 lbs
3	1	Drop-in Concrete Insert 3/4"	Drop-in Concrete Insert 3/4" - requires 1" x 3 1/8" hole (dia. x depth)	Steel Plated	1/2 lbs
4	1	R7500BAR 3/4"	R7500 Threaded Bar 3/4" Custom Order Length	Steel Plated	TBD
5	1	Washer 3/4" OD 2"	Washer 3/4" OD 2" Thick 1/8"	Steel Plated	1/8 lbs
6	1	Hex Nut 3/4"	Hex Nut 3/4" - requires 1 1/8" wrench	Steel Plated	1/8 lbs
7	3	Hexagon Socket Set Screw 3/8" x 5/8"	Hexagon Socket Set Screw 3/8" x 5/8" - requires 3/16" hex key	Stainless Steel	
8	3	Polyethylene Plug 3/8"	Polyethylene Plug 3/8"	LDPE Black	
9	3	Polyethylene Plug 7/8"	Polyethylene Plug 7/8"	Polyethylene Plastic	

COPYRIGHT RESERVED THIS PLAN DRAWING AND DESIGN ARE, AND AT ALL TIMES REMAIN, THE EXCLUSIVE PROPERTY OF RELIANCE FOUNDRY CO. LTD.



- Tools needed:
- 1) Measuring tape
  - 2) 1 1/8" wrench
  - 3) 3/16" hex key
  - 4) Hammer drill
  - 5) 1" Masonry drill bit
  - 6) Hammer
  - 7) Drop-in concrete insert setting tool

## General Description:

The R-7530 Decorative Bollard features a narrow body, suitable for high-traffic locations and lightweight removability. R-7530 bollards are made from a versatile ductile iron, featuring decorative fluting and spherical top castings. Bollard surfaces are protected by a durable powder coating, available in 6 standard colors. Use as fixed, stand-alone bollards or cover impact-resistant security posts. Unique design allows R-7530 bollards to be flush-mounted to existing concrete surfaces. Removable mountings are available.

## Specifications:

Height: 39"  
Base Diameter: 10"  
Weight: 62 lbs ( Bollard Only )  
Material: Ductile Iron  
Max. Interior Security Post Size:  
3 1/2" x 29" (Diameter x Height)

## Finish Options:

⊙ Polyester Powdercoated

See Reliance Foundry's standard color options at:  
[www.reliance-foundry.com/bollard/colors-bollards](http://www.reliance-foundry.com/bollard/colors-bollards)

## Installation Options:

- ⊙ Fixed - Anchor Casting in New Concrete (see sheet 2 of 13)
- ⊙ Fixed - Concrete Insert Anchor in Existing Concrete (see sheet 3 of 13)
- ⊙ Fixed - Adhesive Anchor in Existing Concrete (see sheet 4 of 13)
- ⊙ Fixed - Anchor Casting with Concrete Form (see sheet 5 of 13)
- ⊙ Fixed - Flanged in Existing Concrete (see sheet 6 of 13)
- ⊙ Post Cover - New Post in New Concrete (see sheet 7 of 13)
- ⊙ Post Cover - New Post in Existing Concrete (see sheet 8 of 13)
- ⊙ Post Cover - Existing Post with Adhesive Anchor (see sheet 9 of 13)
- ⊙ Post Cover - Existing Post with Concrete Anchor (see sheet 10 of 13)
- ⊙ Removable - Anchor Casting in New Concrete (see sheet 11 of 13)
- ⊙ Removable - Concrete Insert Anchor in Existing Concrete (see sheet 12 of 13)
- ⊙ Removable - Premium Retractable in New Concrete (see sheet 13 of 13)

For more information on bollard post installation, please visit:  
[www.reliance-foundry.com/bollard/installation-bollards](http://www.reliance-foundry.com/bollard/installation-bollards)

## Care and Maintenance:

Reliance's line of bollards are finished with a long-lasting powder-coating. Proper care and maintenance are required. Regularly-performed inspections and routine cleaning will ensure that a bollard retains its aesthetic appeal and does not become damaged by the elements.

See Reliance Foundry's maintenance guide at:  
[www.reliance-foundry.com/bollard/maintenance-bollards](http://www.reliance-foundry.com/bollard/maintenance-bollards)

**RELIANCE FOUNDRY**  
— SINCE 1925 —

Unit 207, 6450 - 148 Street, Surrey, BC V3S 7G7, Canada  
1-877-789-3245 info@reliance-foundry.com  
[www.reliance-foundry.com](http://www.reliance-foundry.com)

TITLE

**Bollard R-7530**

SIZE

**C**

DWG NO

**R7530**

REV

**C7**

NOT TO SCALE

SHEET 10 OF 13

D

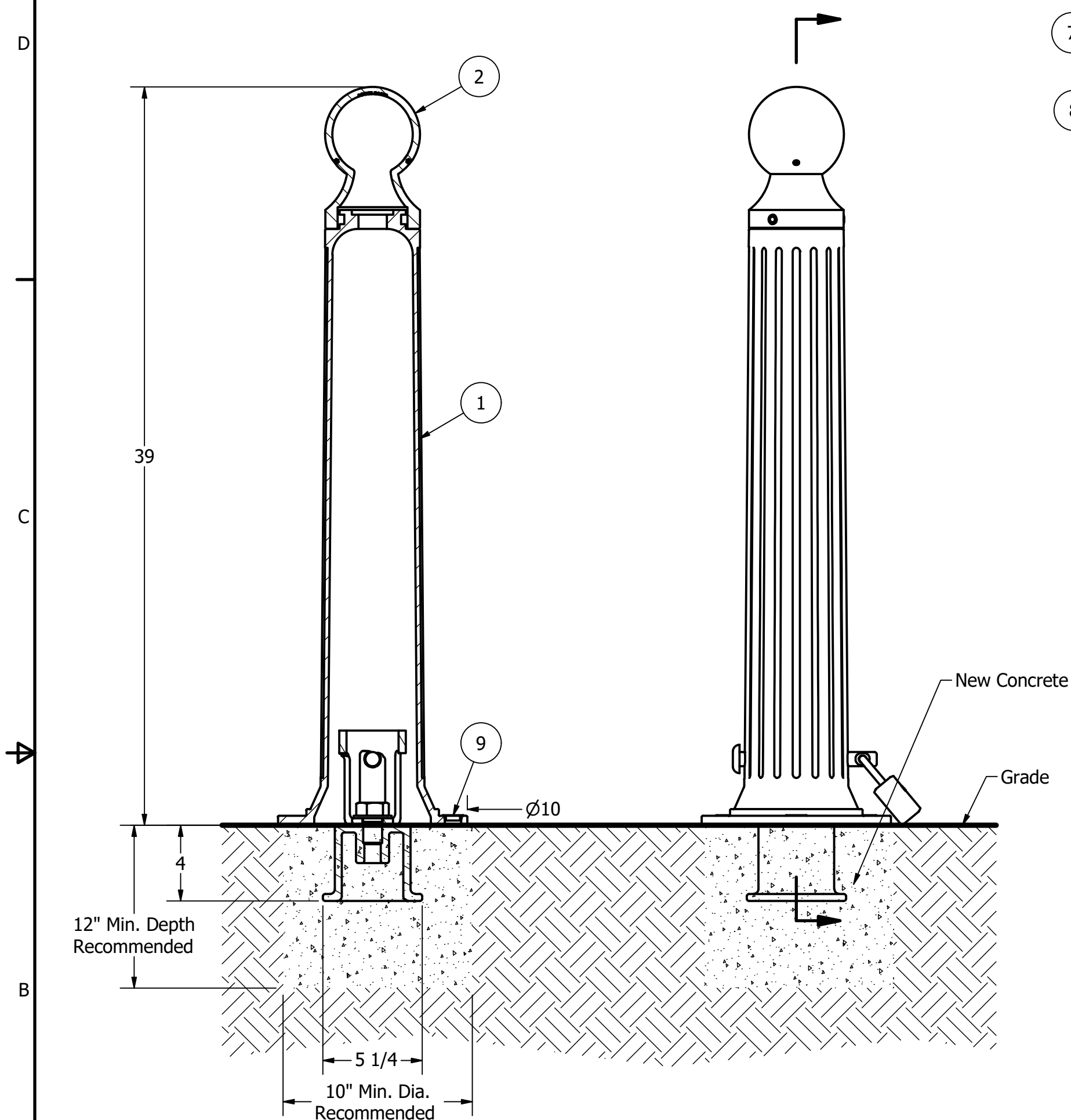
C

B

A

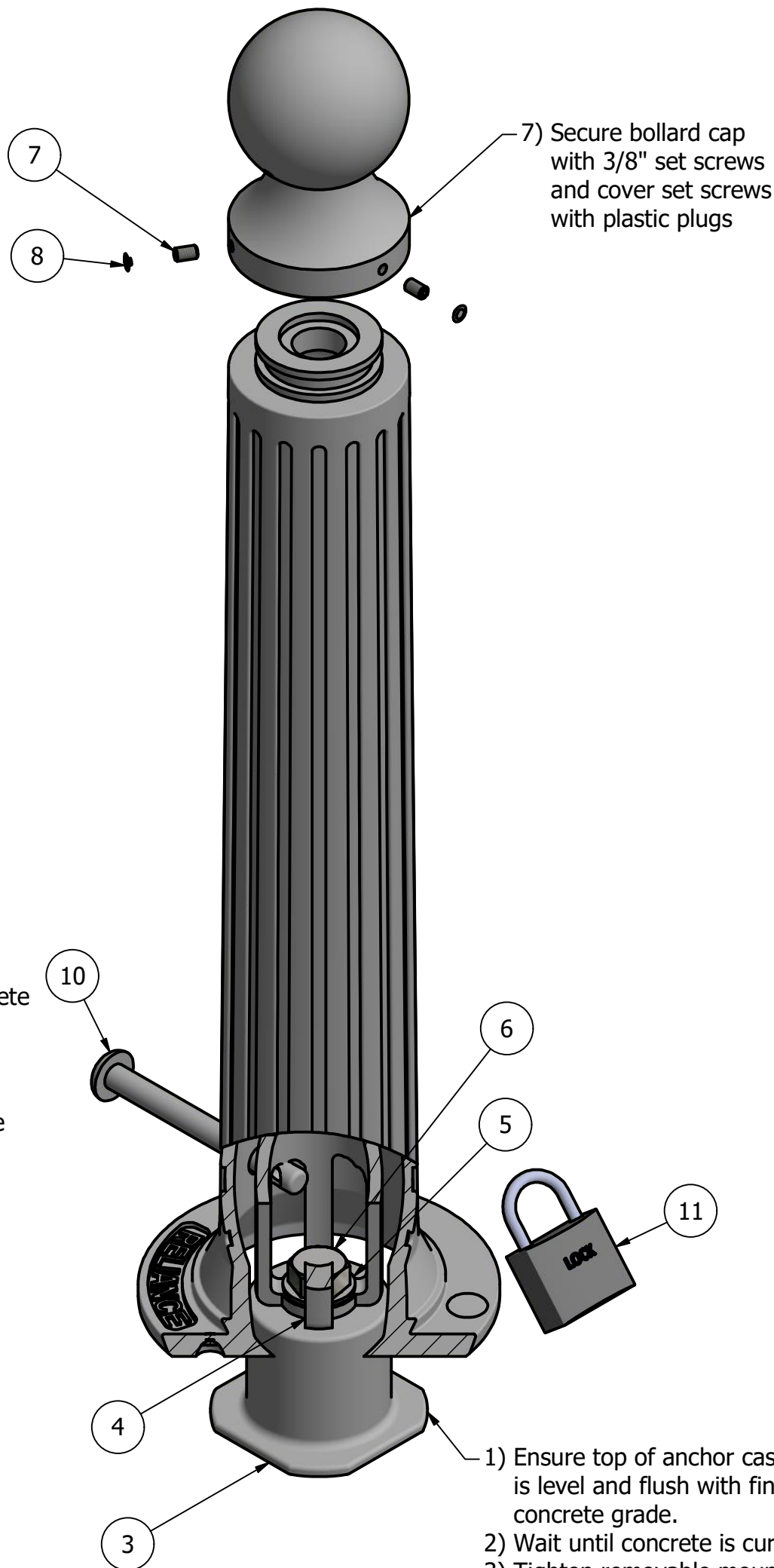


# Bollard R-7530



## Notes:

- 1) Bollard post is provided as shown. Concrete, foundation and/or installation ordered separately or provided by others.
- 2) Minimum foundation sizes depend on local soil conditions, weather conditions, and engineering requirements.
- 3) Dimensions provided herein is for reference only. Please consult Reliance Foundry sales professionals if any dimension is critical to your particular installation.
- 4) Reliance Foundry reserves the right to amend design and specifications without prior notice for product improvement.



Tools needed:  
1) Measuring tape  
2) 1 1/2" wrench  
3) 3/16" hex key

- 1) Ensure top of anchor casting is level and flush with finished concrete grade.
- 2) Wait until concrete is cured.
- 3) Tighten removable mount with 1" washer and 1" bolt.
- 4) Align and insert lock pin through bollard base.
- 5) Turn bollard base clockwise to tighten it into position.
- 6) Fasten the padlock.

## General Description:

The R-7530 Decorative Bollard features a narrow body, suitable for high-traffic locations and lightweight removability. R-7530 bollards are made from a versatile ductile iron, featuring decorative fluting and spherical top castings. Bollard surfaces are protected by a durable powder coating, available in 6 standard colors. Use as fixed, stand-alone bollards or cover impact-resistant security posts. Unique design allows R-7530 bollards to be flush-mounted to existing concrete surfaces. Removable mountings are available.

## Specifications:

Height: 39"  
Base Diameter: 10"  
Weight: 62 lbs ( Bollard Only )  
Material: Ductile Iron  
Max. Interior Security Post Size:  
3 1/2" x 29" (Diameter x Height)

## Finish Options:

⊙ Polyester Powdercoated

See Reliance Foundry's standard color options at:  
[www.reliance-foundry.com/bollard/colors-bollards](http://www.reliance-foundry.com/bollard/colors-bollards)

## Installation Options:

- Fixed - Anchor Casting in New Concrete (see sheet 2 of 13)
- Fixed - Concrete Insert Anchor in Existing Concrete (see sheet 3 of 13)
- Fixed - Adhesive Anchor in Existing Concrete (see sheet 4 of 13)
- Fixed - Anchor Casting with Concrete Form (see sheet 5 of 13)
- Fixed - Flanged in Existing Concrete (see sheet 6 of 13)
- Post Cover - New Post in New Concrete (see sheet 7 of 13)
- Post Cover - New Post in Existing Concrete (see sheet 8 of 13)
- Post Cover - Existing Post with Adhesive Anchor (see sheet 9 of 13)
- Post Cover - Existing Post with Concrete Anchor (see sheet 10 of 13)
- ⊙ Removable - Anchor Casting in New Concrete (see sheet 11 of 13)
- Removable - Concrete Insert Anchor in Existing Concrete (see sheet 12 of 13)
- Removable - Premium Retractable in New Concrete (see sheet 13 of 13)

For more information on bollard post installation, please visit:  
[www.reliance-foundry.com/bollard/installation-bollards](http://www.reliance-foundry.com/bollard/installation-bollards)

## Care and Maintenance:

Reliance's line of bollards are finished with a long-lasting powder-coating. Proper care and maintenance are required. Regularly-performed inspections and routine cleaning will ensure that a bollard retains its aesthetic appeal and does not become damaged by the elements.

See Reliance Foundry's maintenance guide at:  
[www.reliance-foundry.com/bollard/maintenance-bollards](http://www.reliance-foundry.com/bollard/maintenance-bollards)

## PARTS LIST

ITEM	QTY	PART NUMBER	DESCRIPTION	MATERIAL	WEIGHT
1	1	R7530B	R7530 Base	Ductile Iron Powder Coated	52 lbs
2	1	R7530C	R7530 Cap	Ductile Iron Powder Coated	10 lbs
3	1	R7500AN 1"	R7500 Anchor Casting 1"	Ductile Iron Hot Dip Galvanized	8 3/8 lbs
4	1	R7530RM 1"	R7530 Removable Mount 1"	Steel Hot Dip Galvanized	3 lbs
5	1	Washer 1" OD 2"	Washer 1" OD 2" Thick 1/8"	Steel Plated	1/8 lbs
6	1	Hex Bolt 1" x 1 1/2"	Hex Bolt 1" x 1 1/2" - requires 1 1/2" wrench	Steel Plated	5/8 lbs
7	3	Hexagon Socket Set Screw 3/8" x 5/8"	Hexagon Socket Set Screw 3/8" x 5/8" - requires 3/16" hex key	Stainless Steel	
8	3	Polyethylene Plug 3/8"	Polyethylene Plug 3/8"	LDPE Black	
9	3	Polyethylene Plug 7/8"	Polyethylene Plug 7/8"	Polyethylene Plastic	
10	1	R7500 Lock Pin 3/4" x 7"	R7500 Lock Pin 3/4" x 7"	Steel Powder Coated	1 1/8 lbs
11	1	Padlock (Optional)	Optional Padlock (Brass or Stainless Steel)	Choice of Brass or Stainless Steel	5/8 lbs

COPYRIGHT RESERVED THIS PLAN DRAWING AND DESIGN ARE, AND AT ALL TIMES REMAIN, THE EXCLUSIVE PROPERTY OF RELIANCE FOUNDRY CO. LTD.

RELIANCE FOUNDRY  
— SINCE 1925 —

Unit 207, 6450 - 148 Street, Surrey, BC V3S 7G7, Canada  
1-877-789-3245 info@reliance-foundry.com  
[www.reliance-foundry.com](http://www.reliance-foundry.com)

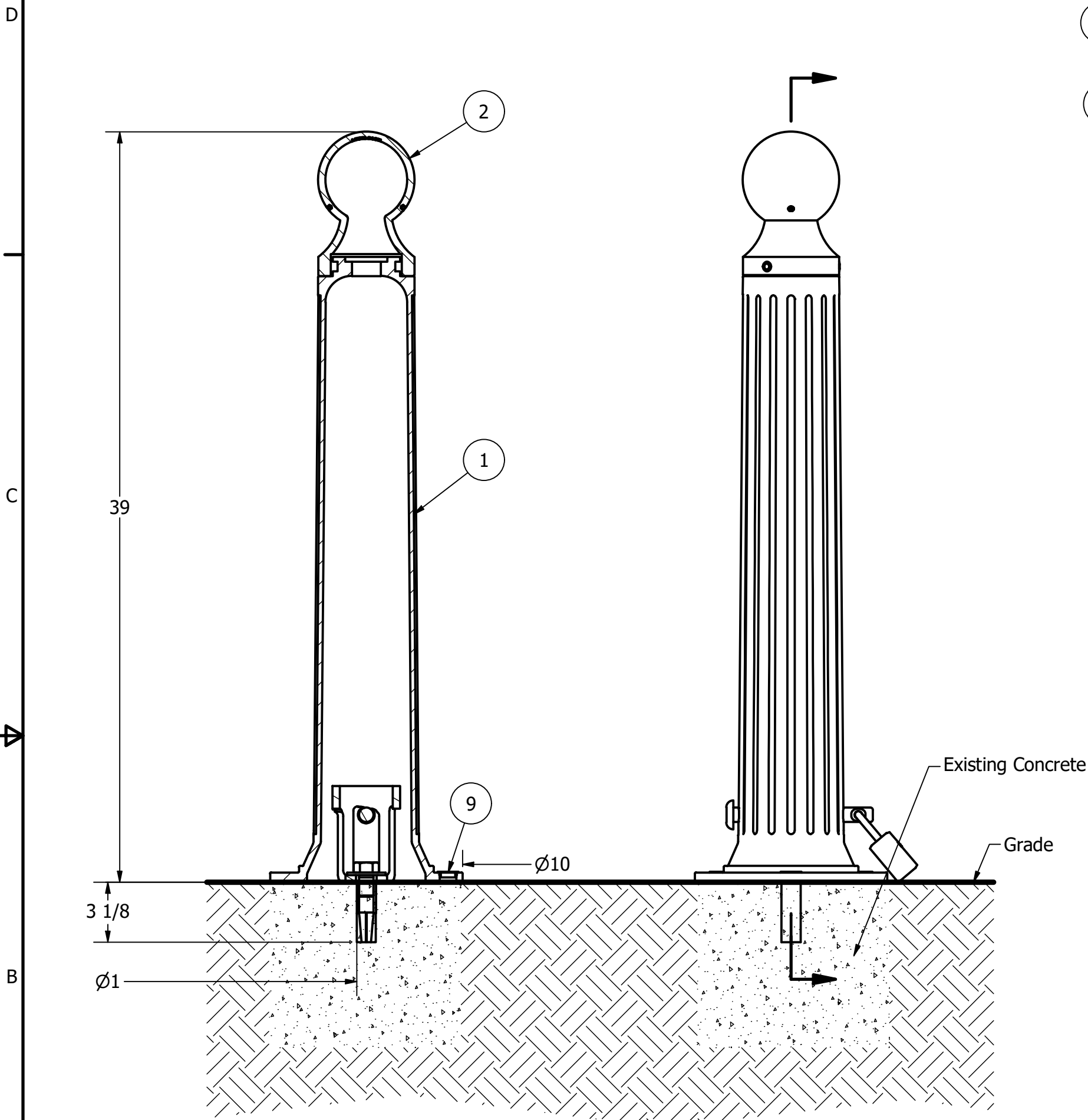
Bollard R-7530

SIZE	DWG NO	REV
C	R7530	C7

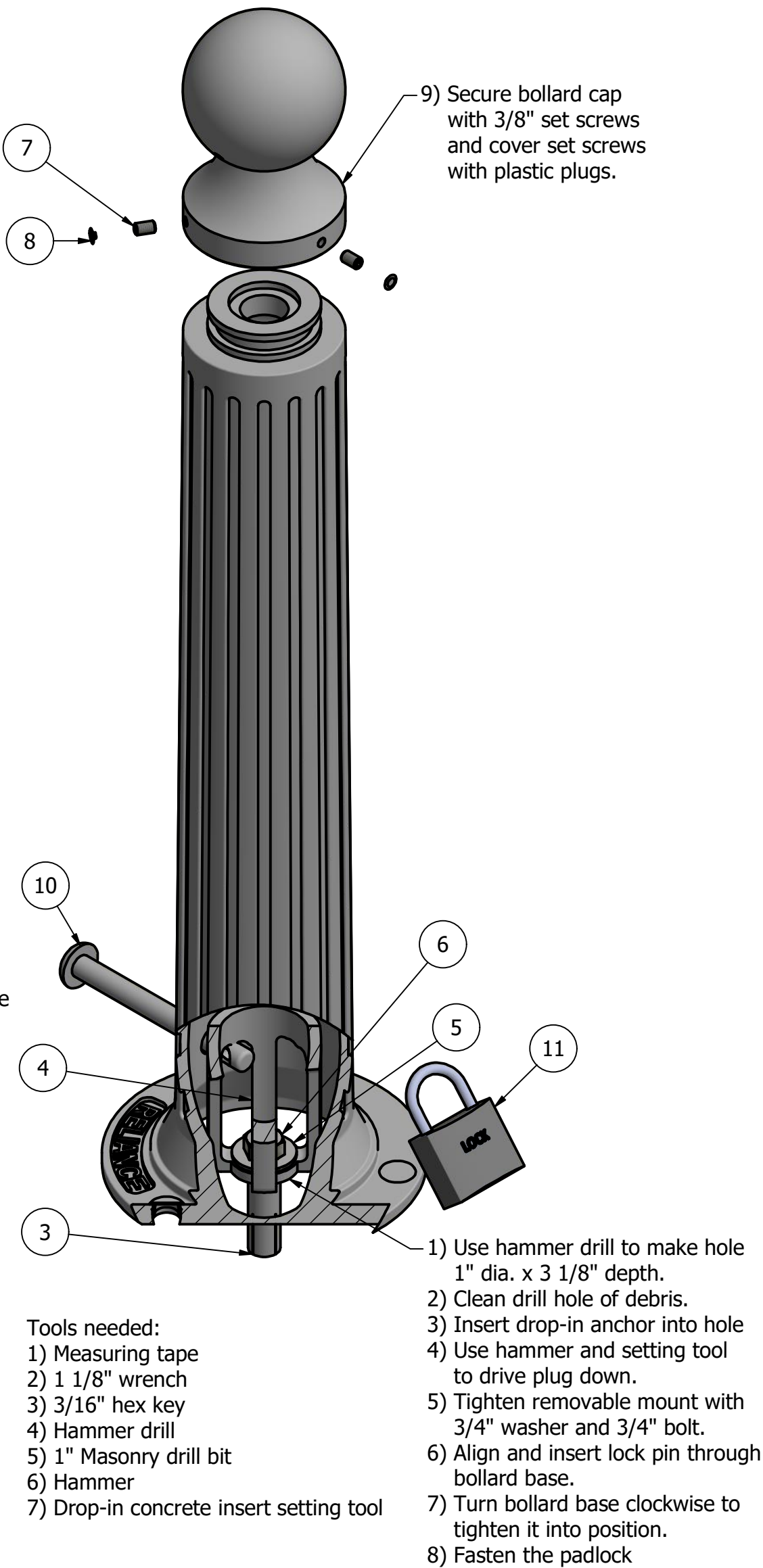
NOT TO SCALE SHEET 11 OF 13



# Bollard R-7530



- Notes:
- 1) Bollard post is provided as shown. Concrete, foundation and/or installation ordered separately or provided by others.
  - 2) Minimum foundation sizes depend on local soil conditions, weather conditions, and engineering requirements.
  - 3) Dimensions provided herein is for reference only. Please consult Reliance Foundry sales professionals if any dimension is critical to your particular installation.
  - 4) Reliance Foundry reserves the right to amend design and specifications without prior notice for product improvement.



- Tools needed:
- 1) Measuring tape
  - 2) 1 1/8" wrench
  - 3) 3/16" hex key
  - 4) Hammer drill
  - 5) 1" Masonry drill bit
  - 6) Hammer
  - 7) Drop-in concrete insert setting tool

## General Description:

The R-7530 Decorative Bollard features a narrow body, suitable for high-traffic locations and lightweight removability. R-7530 bollards are made from a versatile ductile iron, featuring decorative fluting and spherical top castings. Bollard surfaces are protected by a durable powder coating, available in 6 standard colors. Use as fixed, stand-alone bollards or cover impact-resistant security posts. Unique design allows R-7530 bollards to be flush-mounted to existing concrete surfaces. Removable mountings are available.

## Specifications:

Height: 39"  
Base Diameter: 10"  
Weight: 62 lbs ( Bollard Only )  
Material: Ductile Iron  
Max. Interior Security Post Size:  
3 1/2" x 29" (Diameter x Height)

## Finish Options:

⊙ Polyester Powdercoated

See Reliance Foundry's standard color options at:  
[www.reliance-foundry.com/bollard/colors-bollards](http://www.reliance-foundry.com/bollard/colors-bollards)

## Installation Options:

- Fixed - Anchor Casting in New Concrete (see sheet 2 of 13)
- Fixed - Concrete Insert Anchor in Existing Concrete (see sheet 3 of 13)
- Fixed - Adhesive Anchor in Existing Concrete (see sheet 4 of 13)
- Fixed - Anchor Casting with Concrete Form (see sheet 5 of 13)
- Fixed - Flanged in Existing Concrete (see sheet 6 of 13)
- Post Cover - New Post in New Concrete (see sheet 7 of 13)
- Post Cover - New Post in Existing Concrete (see sheet 8 of 13)
- Post Cover - Existing Post with Adhesive Anchor (see sheet 9 of 13)
- Post Cover - Existing Post with Concrete Anchor (see sheet 10 of 13)
- Removable - Anchor Casting in New Concrete (see sheet 11 of 13)
- ⊙ Removable - Concrete Insert Anchor in Existing Concrete (see sheet 12 of 13)
- Removable - Premium Retractable in New Concrete (see sheet 13 of 13)

For more information on bollard post installation, please visit:  
[www.reliance-foundry.com/bollard/installation-bollards](http://www.reliance-foundry.com/bollard/installation-bollards)

## Care and Maintenance:

Reliance's line of bollards are finished with a long-lasting powder-coating. Proper care and maintenance are required. Regularly-performed inspections and routine cleaning will ensure that a bollard retains its aesthetic appeal and does not become damaged by the elements.

See Reliance Foundry's maintenance guide at:  
[www.reliance-foundry.com/bollard/maintenance-bollards](http://www.reliance-foundry.com/bollard/maintenance-bollards)

## PARTS LIST

ITEM	QTY	PART NUMBER	DESCRIPTION	MATERIAL	WEIGHT
1	1	R7530B	R7530 Base	Ductile Iron Powder Coated	52 lbs
2	1	R7530C	R7530 Cap	Ductile Iron Powder Coated	10 lbs
3	1	Drop-in Concrete Insert 3/4"	Drop-in Concrete Insert 3/4" - requires 1" x 3 1/8" hole (dia. x depth)	Steel Plated	1/2 lbs
4	1	R7530RM 1"	R7530 Removable Mount 1"	Steel Hot Dip Galvanized	3 lbs
5	1	Washer 3/4" OD 2"	Washer 3/4" OD 2" Thick 1/8"	Steel Plated	1/8 lbs
6	1	Hex Bolt 3/4" x 1 1/4"	Hex Bolt 3/4" x 1 1/4" - requires 1 1/8" wrench	Steel Plated	1/4 lbs
7	3	Hexagon Socket Set Screw 3/8" x 5/8"	Hexagon Socket Set Screw 3/8" x 5/8" - requires 3/16" hex key	Stainless Steel	
8	3	Polyethylene Plug 3/8"	Polyethylene Plug 3/8"	LDPE Black	
9	3	Polyethylene Plug 7/8"	Polyethylene Plug 7/8"	Polyethylene Plastic	
10	1	R7500 Lock Pin 3/4" x 7"	R7500 Lock Pin 3/4" x 7"	Steel Powder Coated	1 1/8 lbs
11	1	Padlock (Optional)	Optional Padlock (Brass or Stainless Steel)	Choice of Brass or Stainless Steel	5/8 lbs

COPYRIGHT RESERVED THIS PLAN DRAWING AND DESIGN ARE, AND AT ALL TIMES REMAIN, THE EXCLUSIVE PROPERTY OF RELIANCE FOUNDRY CO. LTD.

RELIANCE FOUNDRY  
— SINCE 1925 —

Unit 207, 6450 - 148 Street, Surrey, BC V3S 7G7, Canada  
1-877-789-3245 info@reliance-foundry.com  
[www.reliance-foundry.com](http://www.reliance-foundry.com)

TITLE

Bollard R-7530

SIZE

C

DWG NO

R7530

REV

C7

NOT TO SCALE

SHEET 12 OF 13



# Bollard R-7530

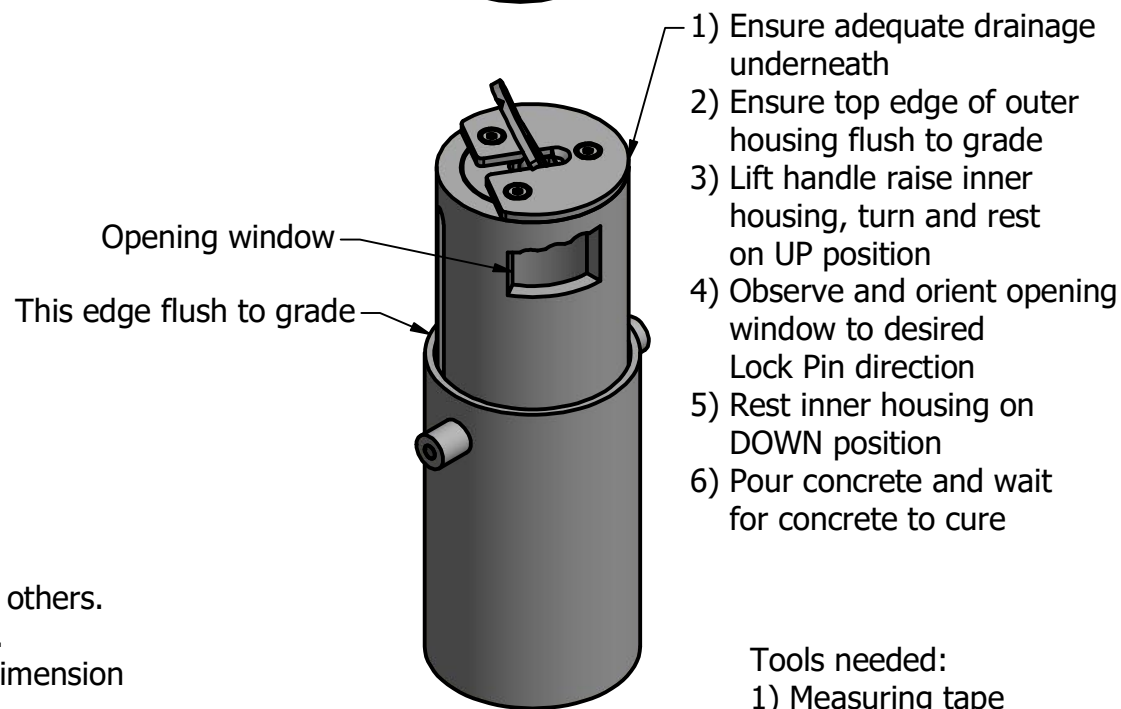
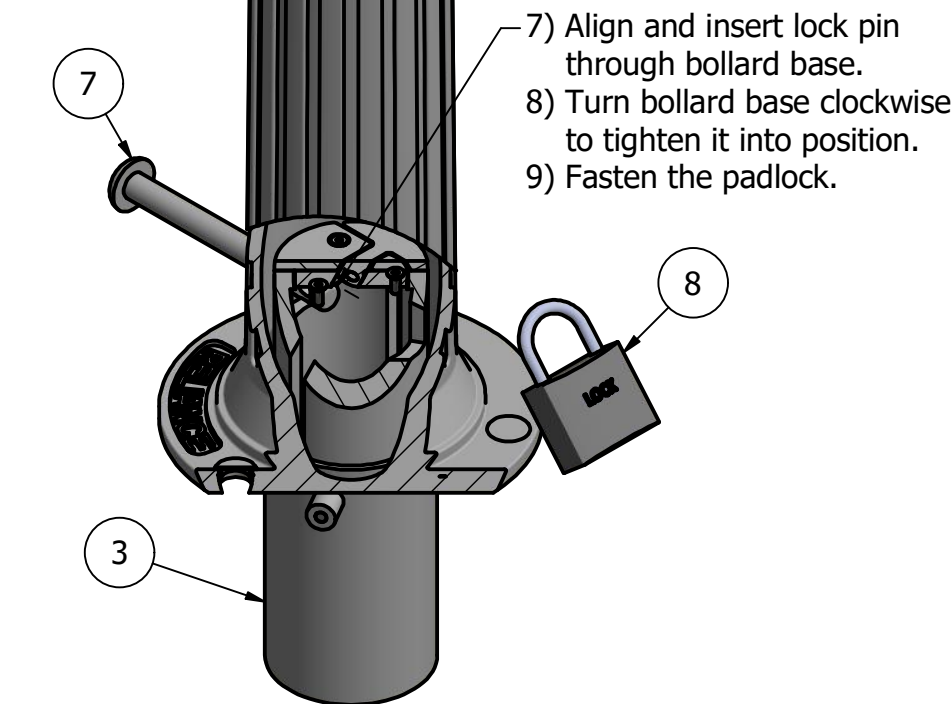

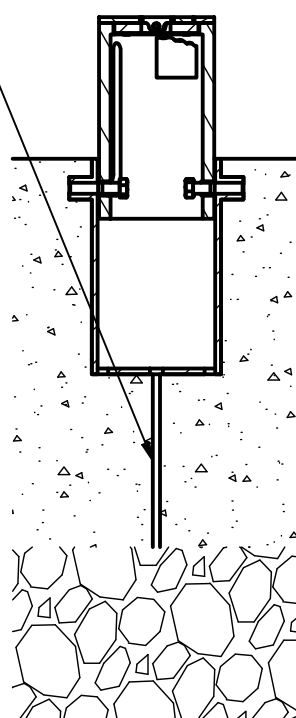
D

C

B

A

\* If local frost line exceeds 7-1/2" deep, provide adequate drainage by piping through concrete, connect to drain rock layer underneath.



Tools needed:  
1) Measuring tape  
2) 3/16\"/>

## General Description:

The R-7530 Decorative Bollard features a narrow body, suitable for high-traffic locations and lightweight removability. R-7530 bollards are made from a versatile ductile iron, featuring decorative fluting and spherical top castings. Bollard surfaces are protected by a durable powder coating, available in 6 standard colors. Use as fixed, stand-alone bollards or cover impact-resistant security posts. Unique design allows R-7530 bollards to be flush-mounted to existing concrete surfaces. Removable mountings are available.

## Specifications:

Height: 39"  
Base Diameter: 10"  
Weight: 62 lbs ( Bollard Only )  
Material: Ductile Iron  
Max. Interior Security Post Size:  
3 1/2" x 29" (Diameter x Height)

## Finish Options:

⊙ Polyester Powdercoated

See Reliance Foundry's standard color options at:  
[www.reliance-foundry.com/bollard/colors-bollards](http://www.reliance-foundry.com/bollard/colors-bollards)

## Installation Options:

- Fixed - Anchor Casting in New Concrete (see sheet 2 of 13)
- Fixed - Concrete Insert Anchor in Existing Concrete (see sheet 3 of 13)
- Fixed - Adhesive Anchor in Existing Concrete (see sheet 4 of 13)
- Fixed - Anchor Casting with Concrete Form (see sheet 5 of 13)
- Fixed - Flanged in Existing Concrete (see sheet 6 of 13)
- Post Cover - New Post in New Concrete (see sheet 7 of 13)
- Post Cover - New Post in Existing Concrete (see sheet 8 of 13)
- Post Cover - Existing Post with Adhesive Anchor (see sheet 9 of 13)
- Post Cover - Existing Post with Concrete Anchor (see sheet 10 of 13)
- Removable - Anchor Casting in New Concrete (see sheet 11 of 13)
- Removable - Concrete Insert Anchor in Existing Concrete (see sheet 12 of 13)
- ⊙ Removable - Premium Retractable in New Concrete (see sheet 13 of 13)

For more information on bollard post installation, please visit:  
[www.reliance-foundry.com/bollard/installation-bollards](http://www.reliance-foundry.com/bollard/installation-bollards)

## Care and Maintenance:

Reliance's line of bollards are finished with a long-lasting powder-coating. Proper care and maintenance are required. Regularly-performed inspections and routine cleaning will ensure that a bollard retains its aesthetic appeal and does not become damaged by the elements.

See Reliance Foundry's maintenance guide at:  
[www.reliance-foundry.com/bollard/maintenance-bollards](http://www.reliance-foundry.com/bollard/maintenance-bollards)

**RELIANCE FOUNDRY**  
— SINCE 1925 —

Unit 207, 6450 - 148 Street, Surrey, BC V3S 7G7, Canada  
1-877-789-3245 info@reliance-foundry.com  
[www.reliance-foundry.com](http://www.reliance-foundry.com)

TITLE

**Bollard R-7530**

SIZE

**C**

DWG NO

**R7530**

REV

**C7**

NOT TO SCALE

SHEET 13 OF 13

## PARTS LIST

ITEM	QTY	PART NUMBER	DESCRIPTION	MATERIAL	WEIGHT
1	1	R7530B	R7530 Base	Ductile Iron Powder Coated	52 lbs
2	1	R7530C	R7530 Cap	Ductile Iron Powder Coated	10 lbs
3	1	R7000	R7000 Retractable Removable Mount	Steel Hot Dip Galvanized	15 1/8 lbs
4	3	Hexagon Socket Set Screw 3/8" x 5/8"	Hexagon Socket Set Screw 3/8" x 5/8" - requires 3/16" hex key	Stainless Steel	
5	3	Polyethylene Plug 3/8"	Polyethylene Plug 3/8"	LDPE Black	
6	3	Polyethylene Plug 7/8"	Polyethylene Plug 7/8"	Polyethylene Plastic	
7	1	R7500 Lock Pin 3/4" x 7"	R7500 Lock Pin 3/4" x 7"	Steel Powder Coated	1 1/8 lbs
8	1	Padlock (Optional)	Optional Padlock (Brass or Stainless Steel)	Choice of Brass or Stainless Steel	5/8 lbs

COPYRIGHT RESERVED THIS PLAN DRAWING AND DESIGN ARE, AND AT ALL TIMES REMAIN, THE EXCLUSIVE PROPERTY OF RELIANCE FOUNDRY CO. LTD.

4

3

2

1